

# **Barber County Community Health Needs Assessment**

## **2020**

---

**Prepared by:**  
**Paigton Mayes, PhD**  
**Sarah Jolley, PhD**  
**Ty Kane, MPH**  
**Seth Bate, MA**  
**Ciara Mould**



**To access the survey,  
use your smartphone  
camera to hover of  
the image to the left.**

---

# Table of Contents

**BARBER COUNTY HEALTH COALITION..... 3**

**EXECUTIVE SUMMARY ..... 3**

**COMMUNITY SURVEY ..... 8**

**FOCUS GROUPS..... 16**

**SECONDARY DATA ..... 18**

**APPENDIX ..... 39**

**NORTH BARBER COUNTY .....39**

**SOUTH BARBER COUNTY.....48**

**67057 .....57**

**67070 .....64**

**67104 .....73**

**67138 .....82**

---

# Barber County Health Coalition

In 2016, when both hospitals – Kiowa District Hospital and Medicine Lodge Memorial Hospital – and the Barber County Health Department worked together on a county-wide Community Health Needs Assessment (CHNA), this represented the first step in the formation of the Barber County Health Coalition. The number of partners increased, and the Barber County Health Coalition formed to address the needs brought forward by the CHNA conducted in 2017.

The Barber County Health Coalition is composed of representatives from both hospitals, including practitioners, administration, and members of the hospitals' foundations, the County Health Department, K-State Research and Extension. Since 2017, the coalition has worked on a variety of efforts around mental health, leadership development, and health equity.

## Executive Summary

### *Process*

The Barber County Health Coalition partnered with Wichita State University's Community Engagement Institute (CEI) for facilitation and data analysis support for completion of their 2020 Community Health Needs Assessment (CHNA). The planned project timeline was six months, with activities beginning in January 2020 and delivery of a final report scheduled for June 2020.

CEI staff facilitated planning meetings with Barber County Health Coalition members in January 2020 to finalize the timeline and scope for the CHNA. Members of the planning team provided invaluable input about all primary and secondary data collection activities.

Secondary data collection occurred from February to April 2020 and included the identification of data sources and gathering of relevant secondary data for Barber County, comparison counties, and the state of Kansas.

The Barber County Health Coalition paused all CHNA activities from March through October 2020 due to the impact of COVID-19. Staff at CEI remained connected to the local design team via email and monthly coalition meetings.

In October 2020, staff at CEI and members of the Barber County Health Coalition developed a modified project timeline with virtual primary data collection activities that would allow the Coalition to complete the CHNA report in early 2021. Primary data collection activities included a community survey during November 2020 and two focus groups in January 2021.

---

## *Key Findings*

### **Top Issues for Young People**

For the 2020 CHNA, members of the Barber County Health Coalition wanted to make sure young people in the community had the opportunity to share their thoughts and concerns, so the survey was made available to high school students in Barber County. Those who indicated they were under the age of 18 were only asked to respond to one question, which involved selecting their top three health needs/concerns. Young people in the community who completed the survey reported their top needs/concerns as:

1. Alcohol (tied)
2. Mental Illness/Mental Health (tied)
3. COVID-19
4. Drugs/Substance Abuse
5. Tobacco Use (including vaping/electronic nicotine delivery systems such as JUUL)

Secondary data from the Kansas Communities That Care (KCTC) 2019 survey are consistent with these findings; adolescent alcohol and tobacco use rates are higher in Barber County as compared to the rates for the state of Kansas. At a focus group, one of the participants talked about students routinely being suspended for vaping. Some of those students have confided in nurses that they wish they could get help to deal with their vaping issue rather than being punished for it.

In the focus groups, participants expressed concerns about youth access to appropriate behavioral/mental health supports. Two youth (ages 10 to 14) have attempted suicide in the last year. Remote learning has increased feelings of isolation, anxiety, and depression among students. There is a preference for in-person services; however, there is also a stigma associated with accessing those services. They want help, but do not necessarily want others to know they are receiving help. In a small community, accessing services while maintaining anonymity can be difficult. One idea mentioned during the focus groups was to explore options for integrating/co-locating mental health services at the schools so students can receive services without having to leave school.

### **Behavioral Health Issues**

Behavioral health related issues appear to be the biggest concerns in Barber County. Looking across multiple items on the survey, behavioral health related issues such as mental illness/mental health, alcohol, drugs/substance abuse, and suicide continued to rise to the top. As mentioned above, four of the top five issues identified by young people were behavioral health related. In addition, while survey results identified mental illness/mental health as one of the top needs/concerns, mental health services were one of the lowest rated services.

---

Focus group participants noted that some of these behavioral health issues may be exacerbated by the difficulties many have experienced due to COVID-19, which has also made it more difficult to access services since behavioral health providers are experiencing an increased demand for services. They also discussed the connections between addiction and mental health issues and the generational nature/cycle of these issues. Focus group participants also mentioned the stigma associated with receiving behavioral health services (for both youth and adults); people want to access those services anonymously, and in a small community, that can be difficult to do.

While mental health was a concern across the county, mental health appeared to be a more prevalent concern in South Barber County than in North Barber County. Focus group participants noted that Horizons Mental Health Center is located in North Barber, so it might make sense for mental health to be a bigger concern in South Barber. Focus group participants also noted that behavioral health/mental health has been an ongoing conversation with Kiowa District Healthcare for the past several years. An addition at the hospital – a Wellness and Behavioral Health Center – will open in 2021 and is intended to help address some of the behavioral health issues in the community through providing outpatient mental health services.

### **Beginning and End of Life Issues**

Similar to mental health, survey results identified child care options as one of the top needs/concerns while child care was one of the lowest rated services. Child care options emerged as the top response when asking which health needs are an ongoing problem in the community and also the top response when asked which health needs are most pressing and in need of improvement. Focus group participants noted that child care issues have health, mental health, and economic consequences. Staffing at the hospitals, the schools, and other key employers will be impacted if employees are unable to find appropriate child care. It is difficult to recruit new people to the community to fill jobs or open businesses when there is not child care available to meet the needs of their families.

Focus group participants suggested that conversations are happening in both North and South Barber County about how best to address these issues, looking at options connected to churches and/or schools (including the possibility of using the FEMA safe storm shelter building that was erected at the school in Kiowa) and exploring ways to meet the needs of parents who are on shift work and/or qualify for the state child care option/waiver. Child care options do not match up with shift workers' hours/schedules, and due to child care providers being full with families who can pay the full cost for care, providers do not feel the need to accept families participating in the state's child care subsidy program.

Assisted living was identified as one of the top needs/concerns while assisted living and nursing homes were two of the lowest rated services. Focus group participants talked about

---

wanting an option that is between living completely independently at home and living with full time care in a nursing home. While having an assisted living facility would be ideal, there was some concern that those who might benefit from assisted living would not be interested in paying the monthly fees associated with living in such a facility. Home health could be another option – having a nurse who could do wound care checks, blood sugar checks, and check in on people when they come home from the hospital.

While assisted living was a concern across the county, assisted living appeared to be a more prevalent concern in North Barber County than in South Barber County. Focus group participants noted that Kiowa Manor is located in South Barber, so it might make sense for assisted living to be a bigger concern in North Barber.

For both child care and assisted living, the overall goal is to be able to keep people in the community – making sure that those who want to live in the community are able to do so for as long as possible.

### Community Strengths

While data collection efforts were intended to help identify community health needs, there were opportunities on the survey and in the focus groups to express what the community is doing well and what residents see as the strengths in their community. When asked what local healthcare providers and agencies were doing well, survey respondents indicated they were pleased with the availability and accessibility of services in the county and that there are knowledgeable and caring staff working at these agencies. Top rated services identified in the survey included ambulance services, pharmacy, immunizations, and emergency room.

The biggest strength mentioned during the focus groups was the people. Residents of Barber County will come together to address a specific need in the community, especially if it is connected to kids or youth. The older generation in the community is still active and is supportive of the younger generations. People and businesses are generous; they are willing to give in order to help others. One example mentioned was that the local pharmacy purchased all of the school supplies needed for all of the students.

In addition to the people, Barber County has excellent community services and infrastructure, with focus groups participants talking with pride about their hospitals, pharmacies, fire department, police, libraries, grocery stores, and churches. They still have a local newspaper and a movie theatre. The community is safe and has clean air and water. There has also been an investment in high speed internet connectivity, with Barber County having broadband access that rivals more urban counties in the state.

Since the previous CHNA, a lot of work has been done related to food and nutrition in the community – so much so that this did not show up as a need/concern in this CHNA. There

---

are feeding programs through the schools to help children, and Meals on Wheels and other mobile meal options to help others. The community worked hard to make progress in this area, and they are hopeful to be able to do the same with other areas of need identified through this year's CHNA.

### Next Steps

This is the second CHNA for Barber County, following the one completed in 2017. Findings from that CHNA identified food and nutrition as a key need in the community, and significant progress was made to address that need. The goal of the CHNA process is to use the information gathered to help inform action in the community, through the work of the Barber County Health Coalition and other community groups. To help facilitate that, findings from this CHNA will be disseminated and made available to various groups in Barber County.

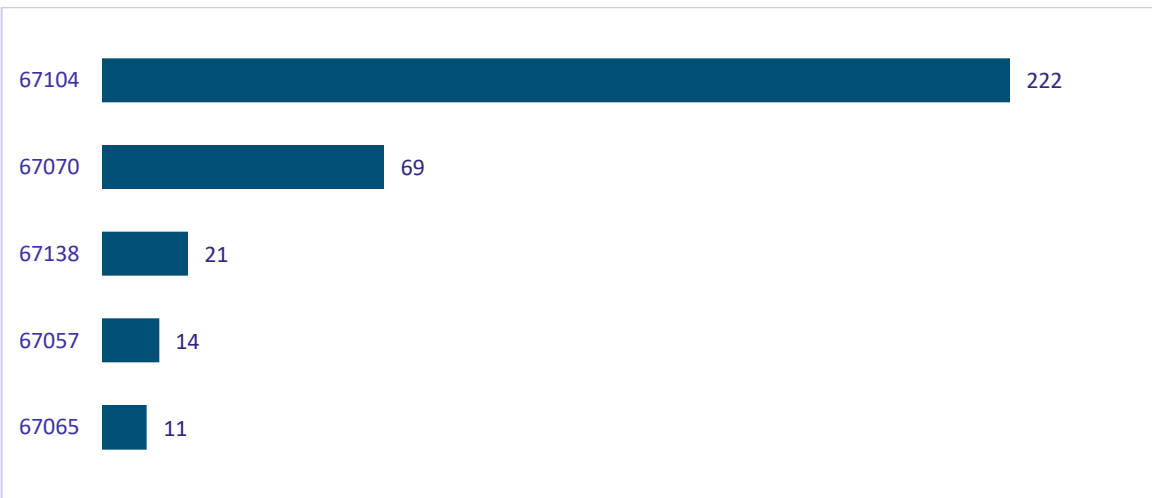
Barber County has a number of community efforts and initiatives in place, including (but not limited to) the Blue Cross and Blue Shield of Kansas' Pathways to a Healthy Kansas Initiative, the Kansas Health Foundation's Healthy Communities Initiative, and a regional grant from the Health Resources and Services Administration (HRSA) to address opioid and substance use issues. Important next steps will involve finding ways to connect the data gathered through the CHNA to help inform the variety of efforts happening across the community, continuing to locate additional grants and funding opportunities to benefit the community, and exploring opportunities to partner and work together to make progress on the issues that matter most in Barber County.

# Community Survey

The Barber County Community Health Needs Assessment (CHNA) Survey was open from mid-November to mid-December 2020. A total of 361 individuals completed at least a portion of the survey. Results for the county are displayed here. Results for North Barber, South Barber, and for zip codes 67057, 67070, 67104, and 67138 can be found in the Appendix.

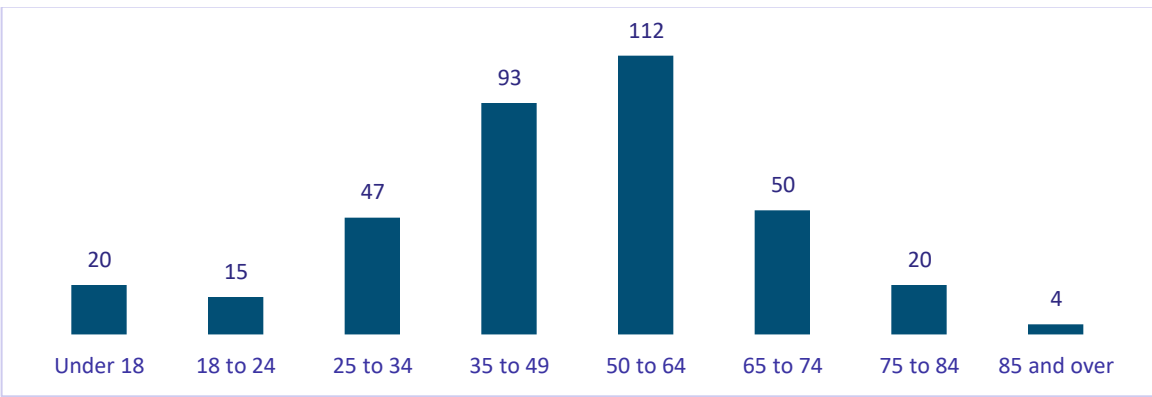
## \* 1. What is your home zip code?

The top five zip codes represented in the survey are listed below. Most participants (61%) reported living in zip code 67104. Responses were also received from the following zip codes: 67003, 67061, 67067, 67071, 67112, 67124, 67134, 67143, 73717, 73749. Each of those zip codes had fewer than 10 responses each.



## \* 2. What is your age?

Most participants (57%) were between the ages of 35 and 64.



---

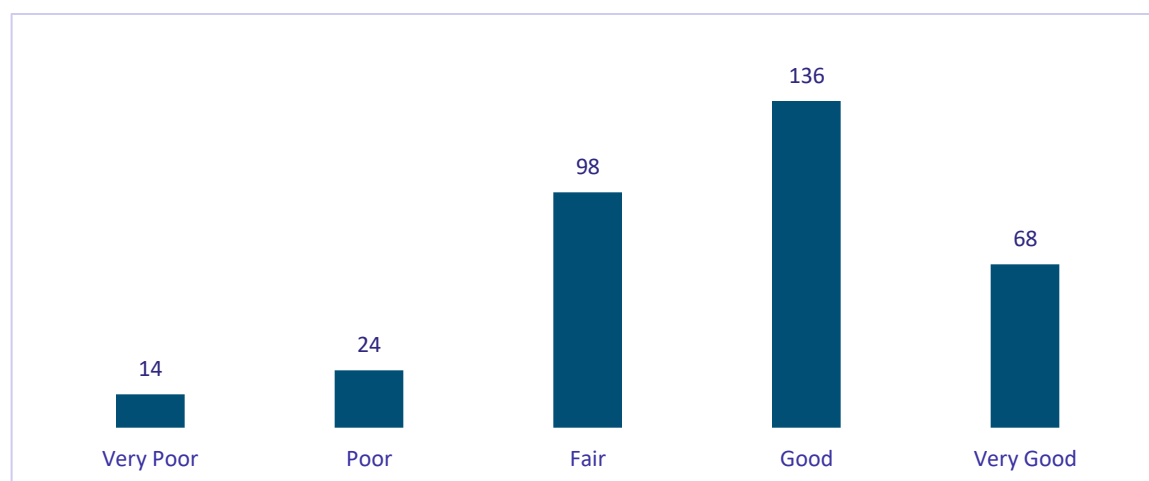
### 3. What are the top three health needs/concerns of young people living in our community?

Twenty people under the age of 18 completed this survey. Their top concerns were alcohol consumption, mental illness, and COVID-19.

1. Alcohol (tied)	n=10
2. Mental illness (tied)	n=10
3. COVID-19	n=8

### 4. In your opinion, how would you rate the overall quality of healthcare delivery in our community?

60% of respondents rated the overall quality of healthcare delivery as “good” or “very good.”



### 5. What are our local healthcare providers and agencies currently doing very well to deliver quality healthcare services to our community? Please be specific.

According to participants, healthcare providers and agencies are doing very well in the following key areas: accessibility/availability, knowledgeable and caring staff, and the services provided. The bullet points listed below include comments that are illustrative of that category of responses.

1. Accessibility/Availability (n=62)
  - “Easy access to providers and follow up appointments.”
  - “Care is readily available and accessible.”

---

2. Knowledgeable/Caring Staff (n=52)

- “I appreciate the compassion and dedication shown by the healthcare providers and their continuing efforts to improve the quality and access to care for the residents.”
- “Always go above and beyond and show care for the community members that they see.”

3. Services (n=46)

- “High quality physicians. High quality radiology and laboratory services.”
- “Variety of services. Lab crew is absolutely amazing!”

**6. What are our local healthcare providers and agencies currently doing that needs to be improved and/or changed in our community? Please be specific.**

According to participants, healthcare providers and agencies could improve and/or make changes in the following key areas: medical staff numbers, communication with the public, and available hours. The bullet points listed below include comments that are illustrative of that category of responses.

1. Increase Medical Staff (n=40)

- “Provide what it takes to make our area appealing to nurses and doctors.”
- “We still need full-time doctor(s) to raise the level of professionalism.”

2. Communication (n=19)

- “Better communication with our community during this pandemic.”
- “Communication/Follow up is lacking.”

3. Availability (n=14)

- “More appointment times with my provider.”
- “Have clinic open five days a week.”

**7. Which of the health needs listed below, if any, are an ongoing problem in our community?**

The top three health needs participants reported are an ongoing problem included: child care options, drug abuse, and assisted living. For each health need, participants could select 1=never a problem, 2=not a problem anymore, 3=somewhat of a problem, or 4=major problem. Each average is listed next to the corresponding item (with higher responses indicating issues that are more problematic). *A full list of health needs for this question is listed below #8.*

Top Items	Average
1. Child Care Options	3.52
2. Drug Abuse	3.42
3. Assisted Living	3.32

**\* 8. Which health needs listed below are most pressing today for improvement in our community? Please select your top three needs.**

The top three most pressing health needs reported by participants included: child care options, drug abuse, and assisted living. A full list of health needs is below.

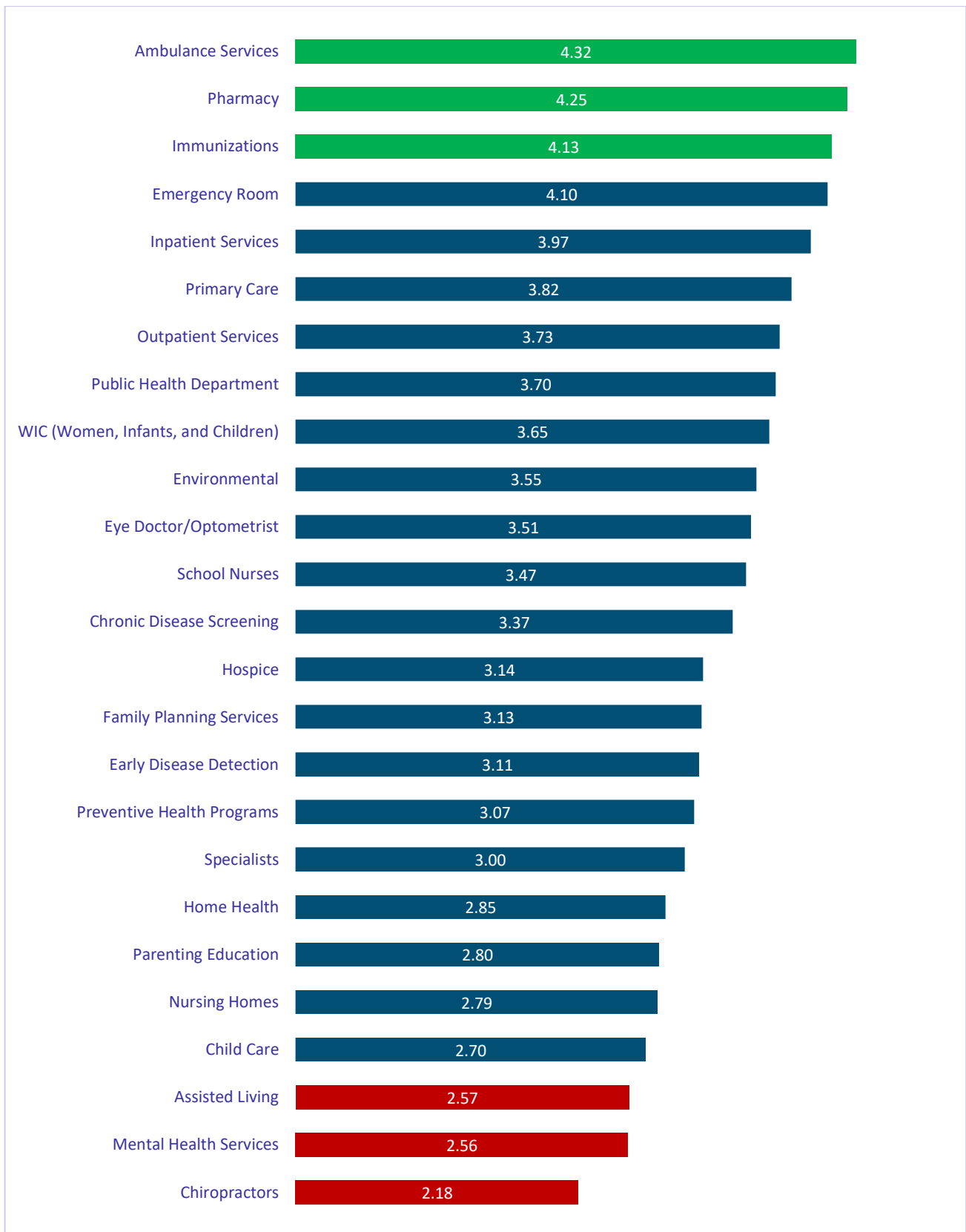
1. Child Care Options	n=138
2. Drug Abuse	n=104
3. Assisted Living	n=91

*Full list of options for #7 and #8:*

- Affordable Insurance Options
- Affordable Pharmaceuticals
- Alcohol Abuse
- Assisted Living
- Child Care Options
- Chronic Pain Management
- Drug Abuse
- Food Insecurity
- Healthcare Transportation
- Home Health Services
- Immunizations for Children
- Mental Health (Access, Diagnosis, Placement)
- Obesity (Nutrition, Fitness)
- Tobacco
- Unsafe Homes
- Other (please describe)

**9. How would you rate each of the following services?**

Ambulance services, pharmacy, and immunizations were the top rated services, while assisted living, mental health, and chiropractor services received the lowest ratings. For each service, participants could select N/A=not available, 1=very poor, 2=poor, 3=fair, 4=good, or 5=very good. The full list of rated services is on the next page.



---

**10. During the past two years, did you or someone you know receive healthcare services outside of our county?**

Most respondents (87%) indicated they or some they knew had received healthcare services outside Barber County in the past two years.



**11. If Yes, please specify the healthcare services received outside of the county:**

The top healthcare services people reported receiving outside the county are as follows:

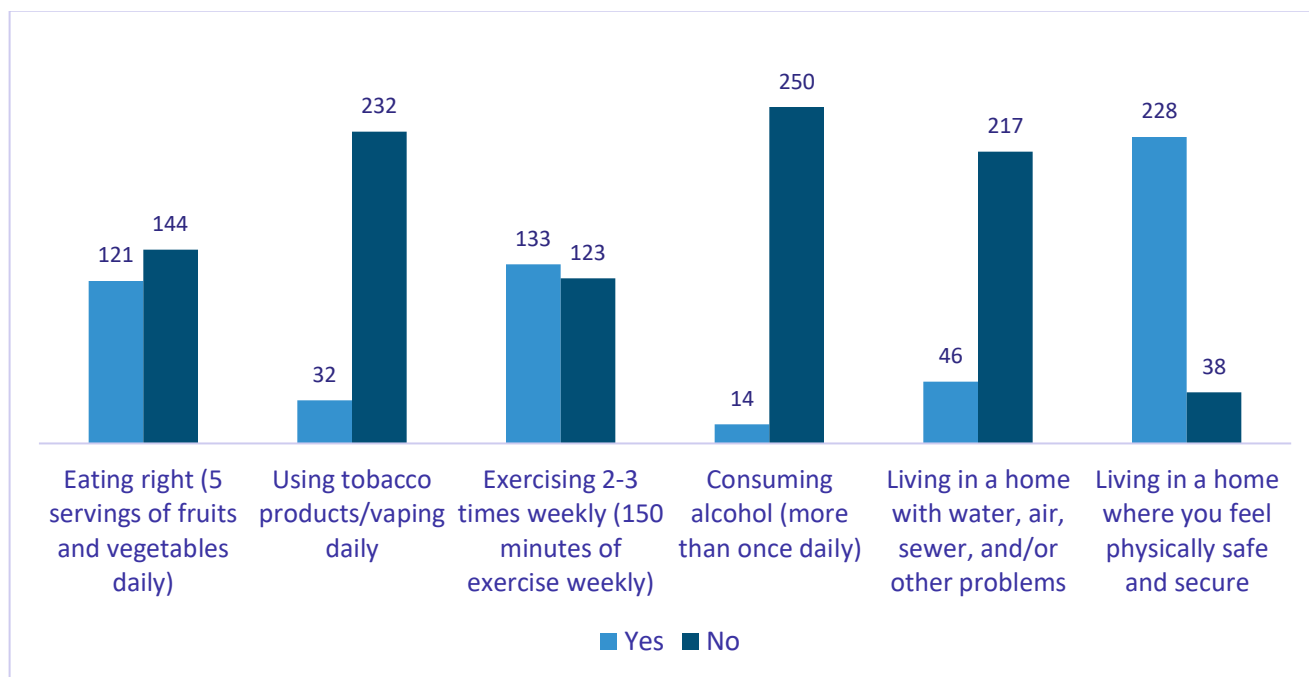
1. Dental services (tied)	n=39
2. OBGYN services (tied)	n=39
3. Primary care (tied)	n=39
4. Surgical services (tied)	n=39

**12. What additional health needs listed below, if any, need to be discussed in detail at our upcoming CHNA Town Hall meeting?**

Participants indicated they would like to discuss COVID-19, drugs/substance abuse, and mental illness/mental health in greater detail.

1. COVID-19	n=132
2. Drugs/Substance Abuse	n=128
3. Mental Illness/Mental Health	n=124

### 13. Regarding your personal health practices, are you:



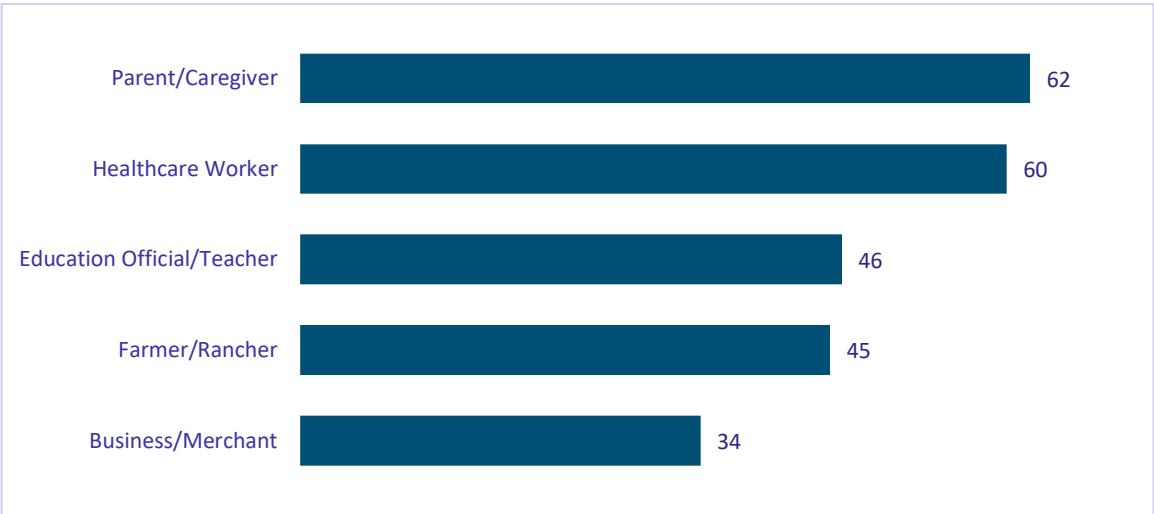
### 14. COVID-19 has had an impact on individuals and communities across the state this year. What are the biggest needs you see in your community related to COVID-19 and/or happening as a result of COVID-19? (N=224)

The top concerns regarding COVID-19 were related to masks and personal protective equipment (PPE), educating the public on the virus, and school closures and online learning. The bullet points listed below include comments that are illustrative of that category of responses.

1. Masks and PPE (58 responses)
  - “I think everyone needs to be wearing a mask. I still see many businesses with employees not wearing a mask.”
  - “Many people are not wearing masks when out and about in the community.”
2. Educating the public (30 responses)
  - “Education on ways to halt the increasing COVID cases.”
  - “Education and someone to call for their questions.”
3. Schools (23 responses)
  - “School and related activities not being able to continue.”
  - “The education for our youth is suffering with online learning.”

**15. For reporting purposes, are you involved in or are you a...? Please select all that apply.**

These are the top groups who are represented in this survey.



---

# Focus Groups

Two virtual focus groups/listening meetings were held in January 2021. Twelve people participated in one or more of these meetings. In addition to members of the coalition, sectors represented by focus group participants included health care, mental health, education/school, elected officials, and the faith community.

Participants were asked to reflect on a few key findings from the survey. Findings shared during the focus group included:

**1. Behavioral health related issues appear to be the biggest concerns.**

- Behavioral Health includes: mental illness/mental health, alcohol, drugs/substance abuse, and suicide.
- Mental Health is a more prevalent concern in South Barber County.

**2. Mental illness/mental health are one of the top needs/concerns while mental health services are one of the lowest rated services.**

**3. Care for those at the beginning of life and the end of life are both a concern.**

- This includes child care options and assisted living/nursing homes.
- Assisted Living is a more prevalent concern in North Barber County.

**In addition to the three key findings list above, on survey items where COVID-19 was listed as an available option, it was one of the top choices selected.**

Participants noted that the survey findings were largely consistent with their knowledge and experiences in the community; they agreed that behavioral/mental health, child care, and assisted living were the top health needs in the community. While most of the lowest rated services were connected to those three key areas, the lowest rated service on the survey was chiropractors, which participants found surprising. While chiropractic care is indeed limited – with one chiropractor serving in Kiowa one day a week – they were still surprised to see it as the lowest rated service. Participants also noted that food/nutrition was one of the top concerns in the previous CHNA, but did not emerge as a concern in this CHNA. They considered this a success and were proud of the progress they have made on this issue in the past few years.

Related to behavioral/mental health, participants noted that services and supports are difficult to access, particularly for youth. For youth and adults, there is a preference for in-person services; however, there is also stigma associated with accessing those services, and community size makes it difficult to access services anonymously. One idea to help youth access services was to consider integrating or co-locating behavioral/mental health services at the schools. They also talked about the importance of the Wellness and Behavioral Health Center scheduled to open in 2021, which will offer outpatient mental health services and will be located at the hospital in Kiowa.

---

Child care for working parents is an issue in that has health, mental health, and economic consequences. Participants indicated there are not enough child care slots available for those who need them, and cost is often a barrier. Parents with shift work jobs and/or parents who qualify for the state's child care subsidy are not able to access licensed child care in Barber County. Without appropriate child care, staffing at key employers – like the schools and the hospitals – could be negatively impacted. In addition, a lack of child care options can limit the community's ability to recruit and retain young people and families.

While Kiowa Manor is available for those who need residential nursing home care, options are limited for senior adults who do not require that level of care. Participants discussed ideas related to home health and independent and assisted living, along with concerns about the costs associated with these services and whether those who would most benefit from these services would be able to pay for them.

Participants were hopeful that, like with food/nutrition in the previous CHNA, the community will be able to come together to make progress on one or more of these issues in the coming years, continuing to improve the quality of life in Barber County and ensuring that those who want to live and work in Barber County are able to do so for as long as possible.

# Secondary Data

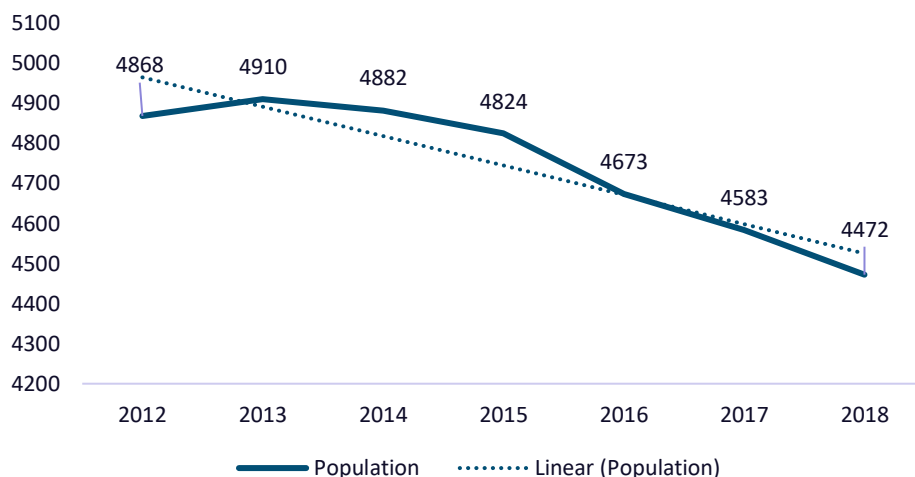
## Demographics

### Why is this important?

Understanding the total population and demographic characteristics is essential in understanding the health and health needs of a given population.

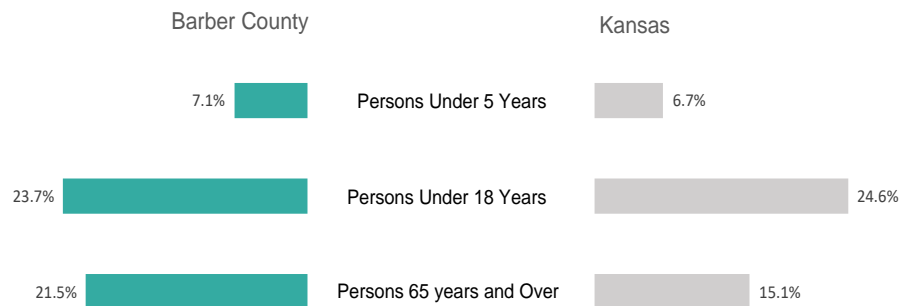
POPULATION CHARACTERISTICS				
	Barber County	Stafford County	Scott County	Kansas
Total Population	4,733	4,214	4,886	2,908,776
Population Percent Change (April 1, 2010 to July 1, 2018)	-8.1%	-5.9%	-0.8%	2.0%
Population per Square Mile	4.3	5.6	6.9	34.9
Percent Rural	100%	100%	26.1%	25.8%
Source: US Census, ACS 5-Year Estimates, 2018, Count Health Rankings, 2019				
*Negative Population Percent Change means that during this time, the population decreased by X amount, positive percent change means that during this time the population increased by X amount.				

Total Population Trend for Barber County, 2012-2018



---


## AGE CATEGORIES



Source: US Census, ACS 5-Year Estimates, 2018

---

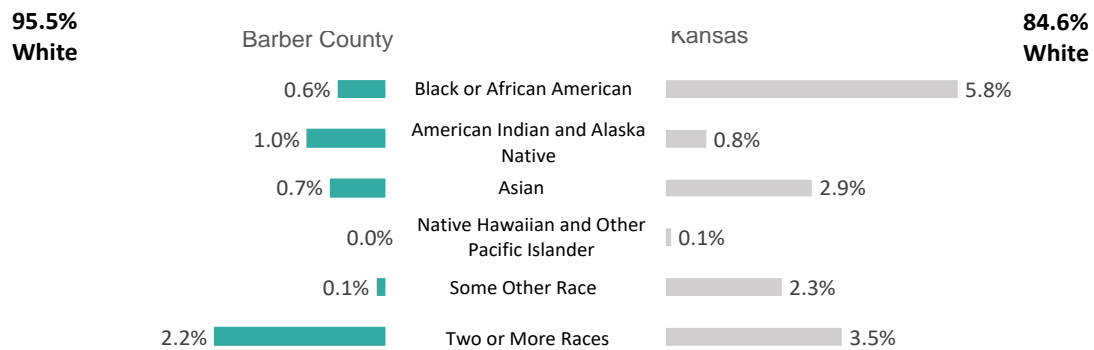
## SEX CHARACTERISTICS



Source: US Census, ACS 5-Year Estimates, 2018

---

## RACIAL CHARACTERISTICS



Source: US Census, ACS 5-Year Estimates, 2018

---

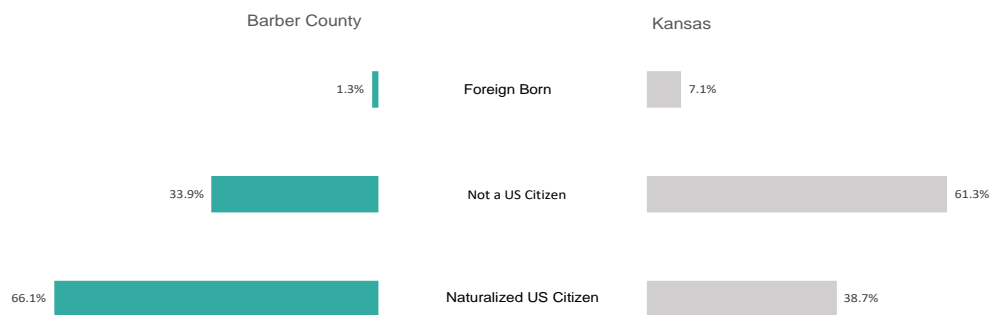
## ETHNICITY



Source: US Census, ACS 5-Year Estimates, 2018

---

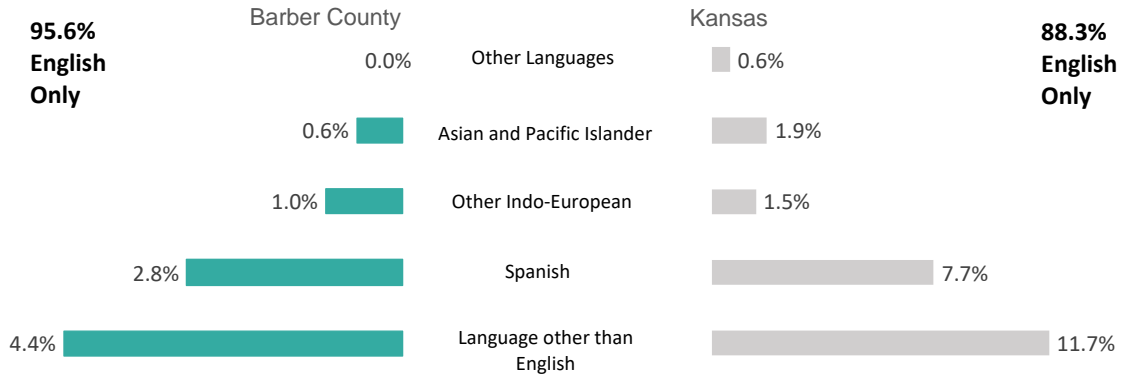
## PLACE OF BIRTH & US CITIZENSHIP STATUS



Source: US Census, ACS 5-Year Estimates, 2018

! Of those that are foreign born in Barber County (1.3%), 33.9% are not US Citizens and 66.1% are Naturalized US Citizens. Given the population of Barber County (4,733) this equates to approximately 61 individuals, 20 who are not US Citizens and 41 who are Naturalized Citizens.

## LANGUAGES SPOKEN AT HOME



Source: US Census, ACS 5-Year Estimates, 2018

HOUSEHOLD CHARACTERISTICS				
	Barber County	Stafford County	Scott County	Kansas
Average Household Size	2.39	2.26	2.40	2.52
Average Family Size	3.16	2.68	2.96	3.11
Number of Households	1,960	1,811	2,025	1,124,549
Number of Housing Units	2,793	2,339	2,208	1,266,378
Owner-Occupied Units	70.8%	81.9%	74.3%	66.3%
Source: US Census, ACS 5-Year Estimates, 2018				
Note: Household size includes families or individuals with no children				

## Why is this important?

Veterans experience a number of health issues specific to their experiences in the service. This includes but is not limited to PTSD, depression, suicidality, chronic pain, amputations, sexual trauma, etc. Addressing the unique experiences of service members is necessary in order to promote health and healing.

## VETERAN STATUS



Source: US Census, ACS 5-Year Estimates, 2018

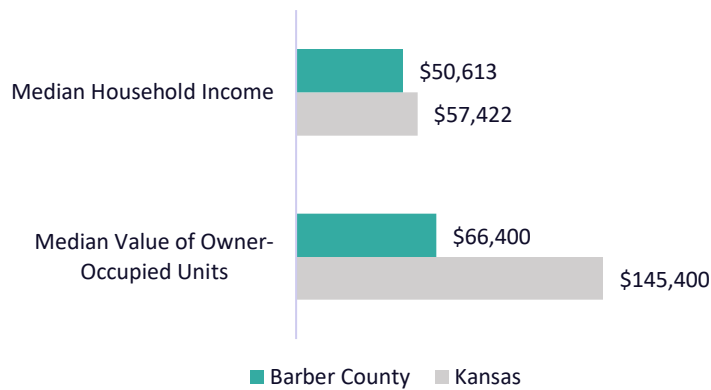
## Economics

### Why is this important?

Household income is one of many factors related to overall health and well-being. Areas with higher median household incomes are more likely to have more educated residents and lower unemployment rates. Higher employment rates lead to better access to care and better overall health outcomes.

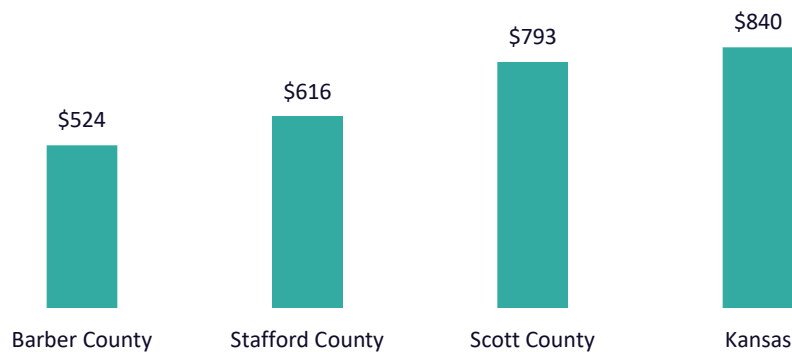


### ECONOMIC CHARACTERISTICS

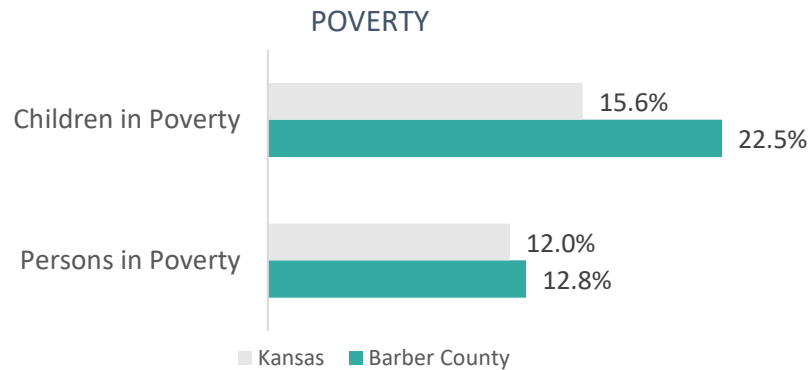


Source: US Census, ACS 5-Year Estimates, 2018

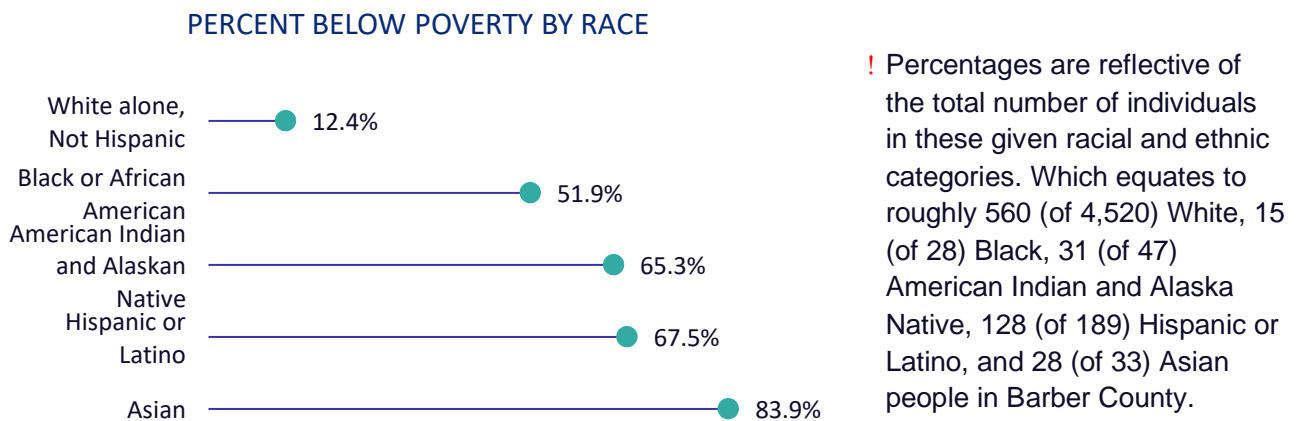
### MEDIAN GROSS RENT



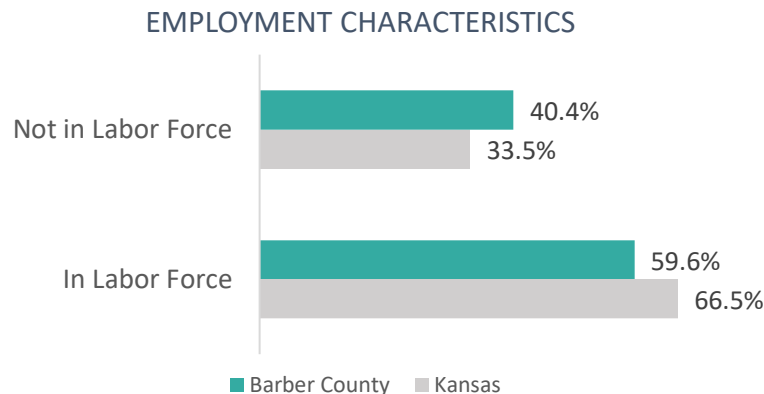
Source: US Census, ACS 5-Year Estimates, 2018



*Source: US Census, ACS 5-Year Estimates, 2018*



*Source: US Census, ACS 5-Year Estimates, 2018*

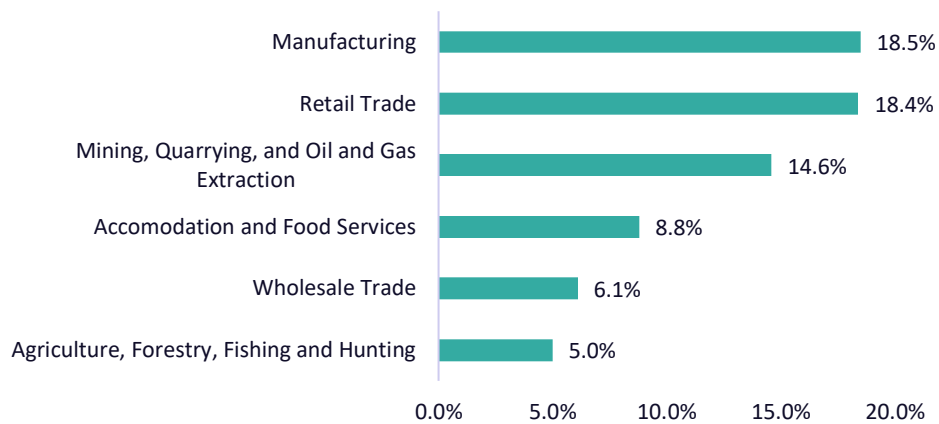


*Source: US Census, ACS 5-Year Estimates, 2018*

! Labor force includes all workers 16 and older who either (1) were "at work," that is, those who did any work at all during the reference week as paid employees, worked in their own business or profession, worked on their own farm, or worked 15 hours or more as unpaid workers on a family farm or in a family business; or (2) were "with a job but not at work," that is, those who did not work during the reference week but had jobs or businesses from which they were temporarily absent due to illness, bad weather, industrial dispute, vacation, or other personal reasons.

OTHER EMPLOYMENT CHARACTERISTICS				
	Barber County	Stafford County	Scott County	Kansas
<b>Unemployment Rate</b>	1.7%	4.3%	3.8%	4.4%
<b>Total Employer Establishments</b>	201	128	198	74,884
<b>Total Firms</b>	750	569	398	239,118
<i>Source: US Census, County Business Patterns (2016) and Survey of Business Owners (2012)</i>				

**Top Six Industry Sector Job Counts in Barber  
County, by NAICS, 2017**

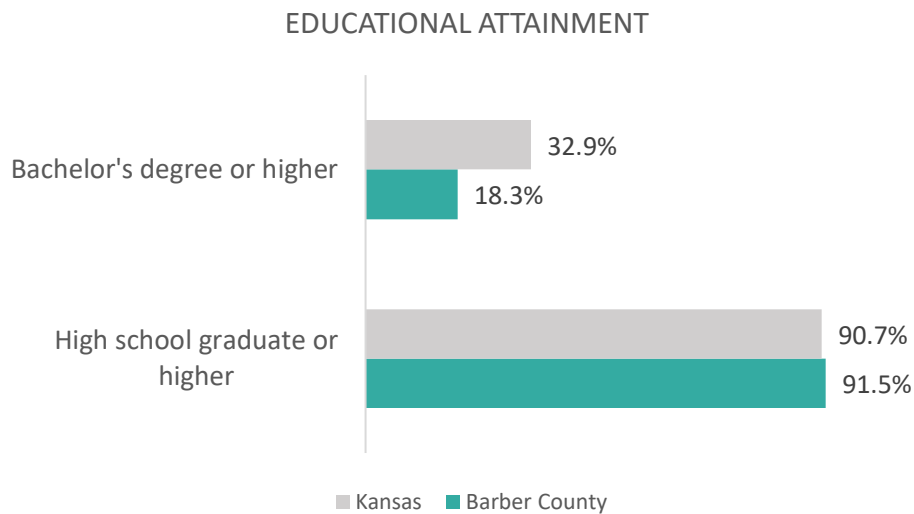


HOUSING CONDITIONS				
	Barber County	Stafford County	Scott County	Kansas
<b>Occupied Housing Units</b>	1,960	1,811	2,025	1,124,549
<b>Lacking Complete Plumbing Facilities</b>	1 (0.1%)	26 (1.4%)	0 (0.0%)	4,057 (0.4%)
<b>Lacking Complete Kitchen Facilities</b>	5 (0.3%)	13 (0.7%)	0 (0.0%)	10,699 (1.0%)
<b>No Telephone Services Available</b>	40 (2.0%)	47 (2.6%)	41 (2.0%)	28,266 (2.5%)
<i>Source: US Census, ACS 5-Year Estimates, 2018</i>				

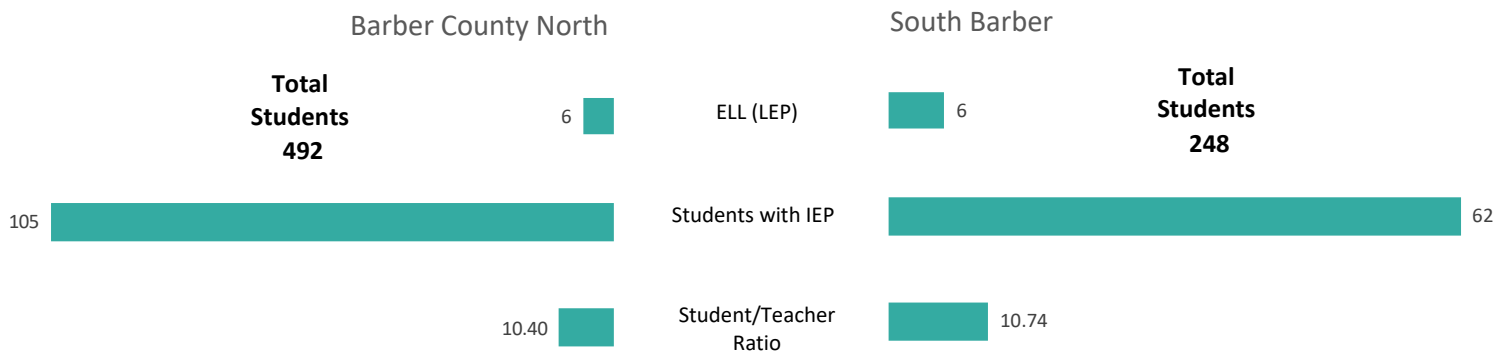
## Education

### Why is this important?

Education level is one of many factors related to overall health and well-being. Higher educational attainment is associated with better access to care and better overall health outcomes. Being aware of the number of students with an individualized educational plan (IEP) and the number of dual language learners (ELL/LEP) is also an important factor in ensuring the health needs of all individuals within the community are met.

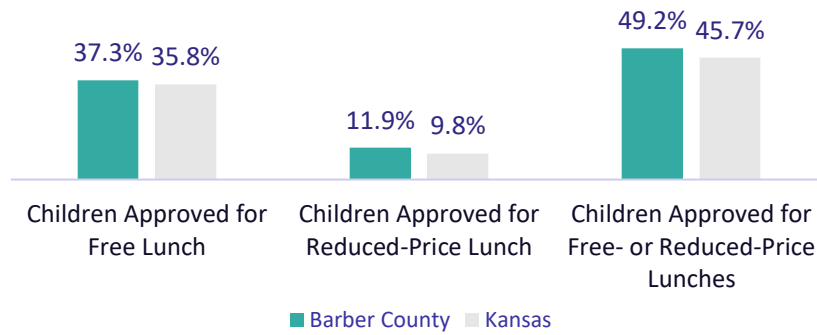


Source: US Census, ACS 5-Year Estimates, 2018



Source: National Center for Education Statistics, 2017-2018 School Year

### Free and Reduced Price Lunch Characteristics



Source: Kansas State Department of Education, 2019-2020



FREE AND REDUCED-PRICE LUNCH BY SCHOOL IN BARBER COUNTY				
	<i>Barber County North</i>		<i>South Barber</i>	
	Medicine Lodge Grade School	Medicine Lodge Jr/Sr High School	South Barber Pre-k - 6	South Barber 7-12
Children Approved for Free Lunch	44.7%	25.3%	43.3%	34.6%
Children Approved for Reduced-Price Lunch	14.2%	6.8%	14.9%	12.8%
Children Approved for Free- or Reduced-Price Lunches	58.9%	32.1%	58.2%	47.4%
Source: Kansas State Department of Education, 2019-2020				

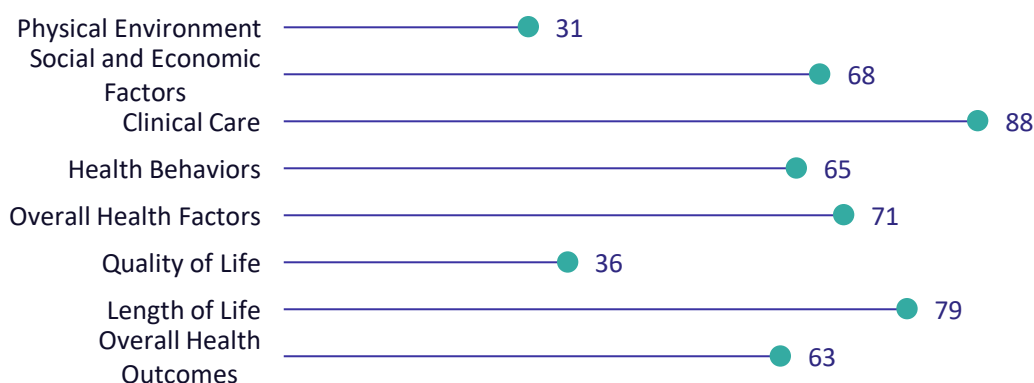
## Healthcare

### Why is this important?

Identifying the health-related characteristics of a community can help understand where the gaps are, what smaller communities may need help, and where additional services may be needed within a community. It also helps to determine subpopulations that are at risk.

QUALITY OF LIFE				
	Barber County	Stafford County	Scott County	Kansas
Poor or fair health*	15%	17%	12%	15%
Poor physical health days**	3.2	3.4	2.8	3.1
Poor mental health days**	3.3	3.5	2.9	3.3
Source: County Health Rankings, 2019 (Data from 2016) *Percent of adults reporting poor or fair health days **Average number of unhealthy days reported in the past 30 days				

### County Health Rankings for Barber County, 2019



Source: County Health Rankings 2019  
 \* Ranking out of 102 Kansas Counties

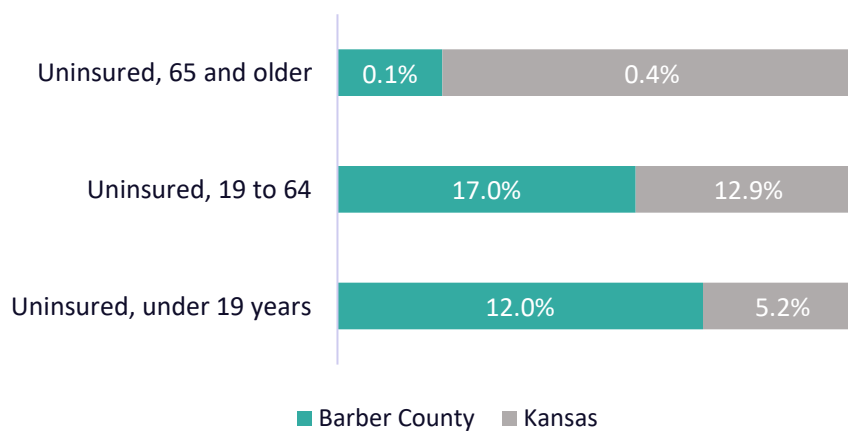
! County health rankings describe the ranking out of all 102 Kansas counties. Lower numbers reflect better health outcomes than other counties, while higher numbers indicate worse outcomes compared to other counties. Each possible outcome area consists of multiple health factors that make up these outcomes. Provided below are the two highest ranking outcomes and the two lowest ranking outcomes when comparing Barber County to other Kansas counties in 2019.

! **Physical Environment (Rank 31)** includes: Air pollution, drinking water violations, severe housing problems, driving alone to work, and long commute. **Quality of Life (Rank 36)** includes: poor or fair health, poor physical health days, poor mental health days, and low birthweight. **Length of Life (Rank 79)** is based off of premature death statistics. Lastly, **Clinical Care (Rank 88)** includes: uninsured, primary care physicians available, dentists available, mental health providers, preventable hospital stays, mammography screening, and flu vaccinations.

PHYSICIAN CHARACTERISTICS				
	Barber County	Stafford County	Scott County	Kansas
Specialists Physicians	0	0	0	3,157
Primary Care Physicians	2	1	5	2,042
Ratio of Primary Care Physicians to Population	2,340:1	4,210:1	990:1	1,290:1
OB-GYNs	0	0	0	281
Ratio of Dentists to Population	N/A	4,180:1	2,450:1	1,740:1
Source: HRSA PCSA, 2010; County Health Ranking, 2019				



### Population Uninsured



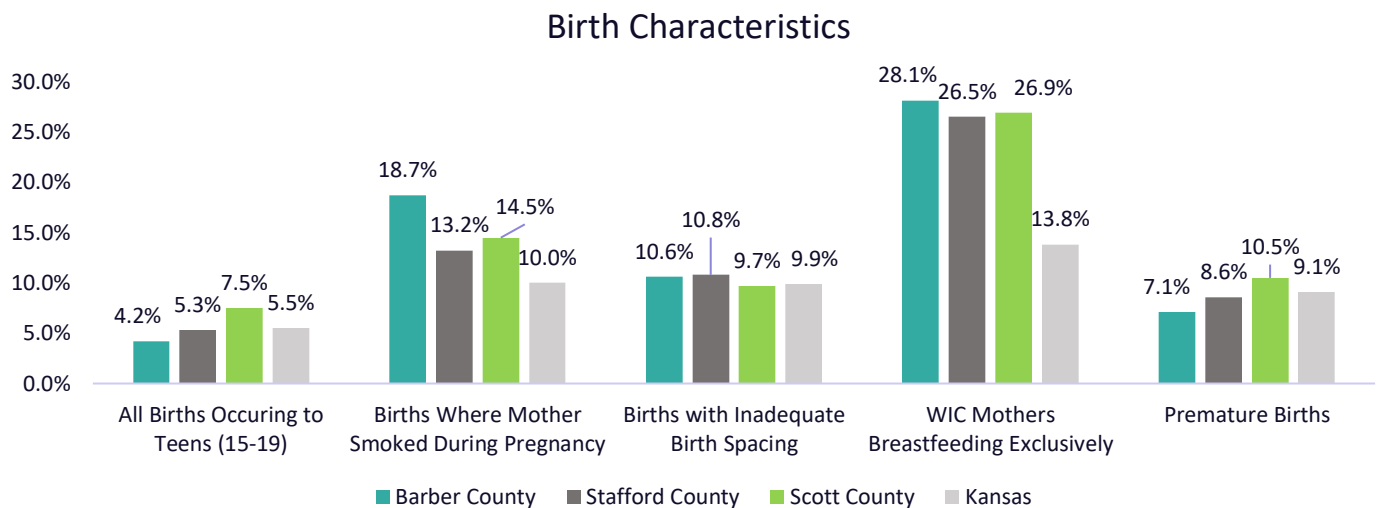
Source: US Census, ACS 5-Year Estimates, 2018

CHILD INSURANCE CHARACTERISTICS		
	Barber County	Kansas
CHIP Enrollment	61	41,090
Source: Kids Count, 2018		

## Maternal and Infant Health

### Why is this important?

Identifying problems early on during or even before a pregnancy occurs is beneficial because it may help identify existing health risks of mother, which can then prevent future problems for both mother and child.

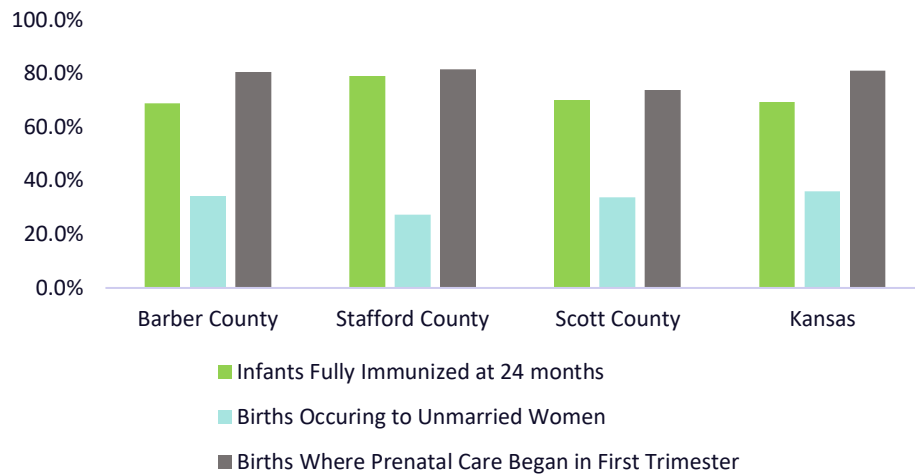


Source: Kansas Health Matters, 2019

! Inadequate birth spacing refers to the time interval from one child's birth date until the next child's birth date. 2 ½ to 3 years is suggested adequate birth spacing. When births are spaced apart there is less risk of infant and child death; as well as other factors related to infant and maternal health.

ADDITIONAL MATERNAL AND INFANT HEALTH CHARACTERISTICS		
	Barber County	Kansas
Infant Mortality Rate	0.0	6.1
Number of Births per 1,000 Population*	12.1	12.7
Average Monthly WIC Participation per 1,000 Population*	19.2	17.1
Average Monthly Children Receiving Child Care Assistance**	1	8,823
Low Birthweight*	7.2%	7.3%
Source: Kansas Health Matters 2012-2016; Kansas Health Matters 2016-2018*; KDHE, 2019**		

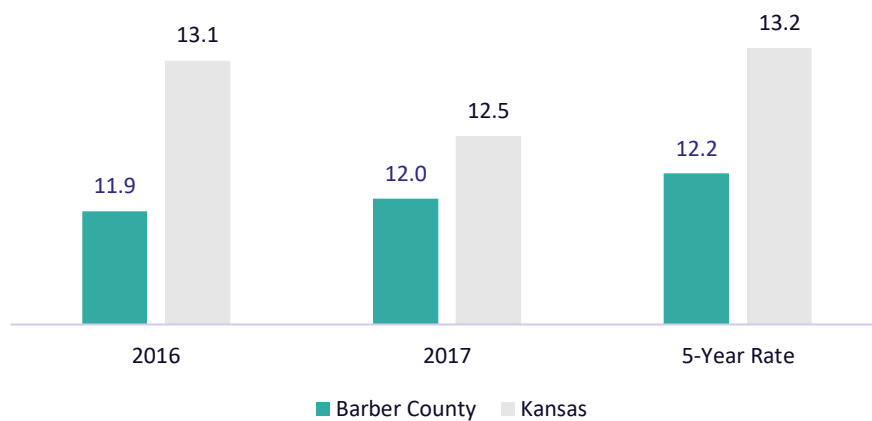
## Birth Characteristics



Source: Kansas Health Matters, 2019



## Live Birth Rates, per 1,000 population



Source: Kansas Department of Health and Environment, 2018

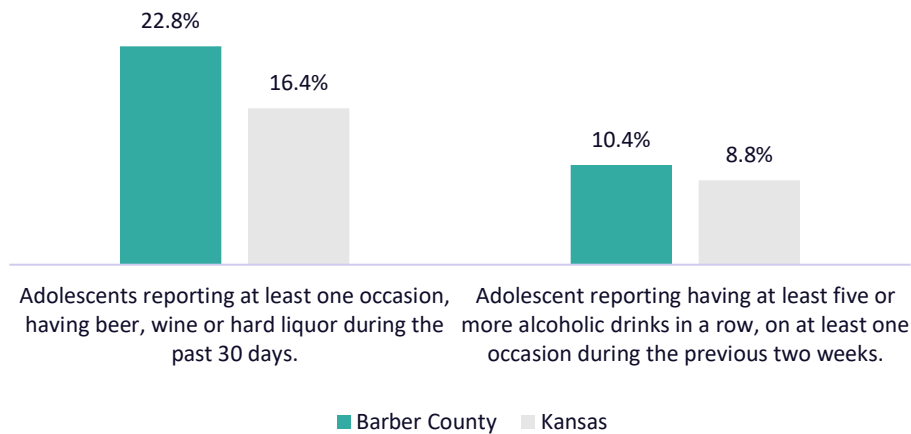
## Adolescent Health

### Why is this important?

Identifying the health behaviors and risk-taking behaviors of adolescents allows for an understanding of areas in which programs and services may be needed to encourage and establish healthy behaviors. Establishing healthy behaviors will help set a positive pattern into adulthood.

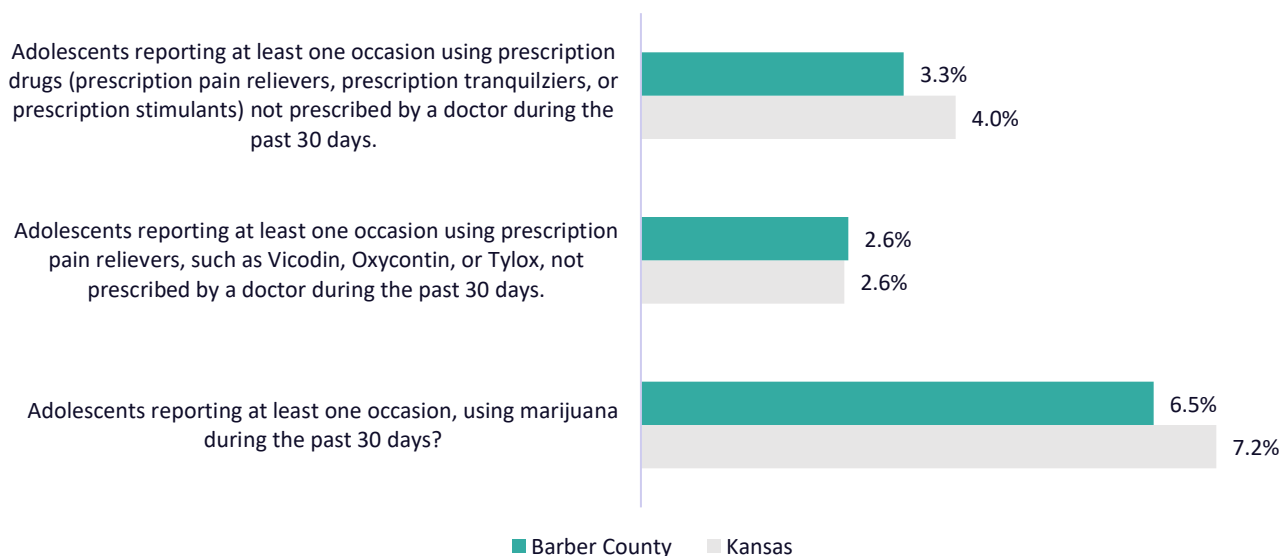
- ! Stafford and Scott county were not used in this analysis because of their low participation rates in the KCTC survey.

### Adolescent Alcohol Use



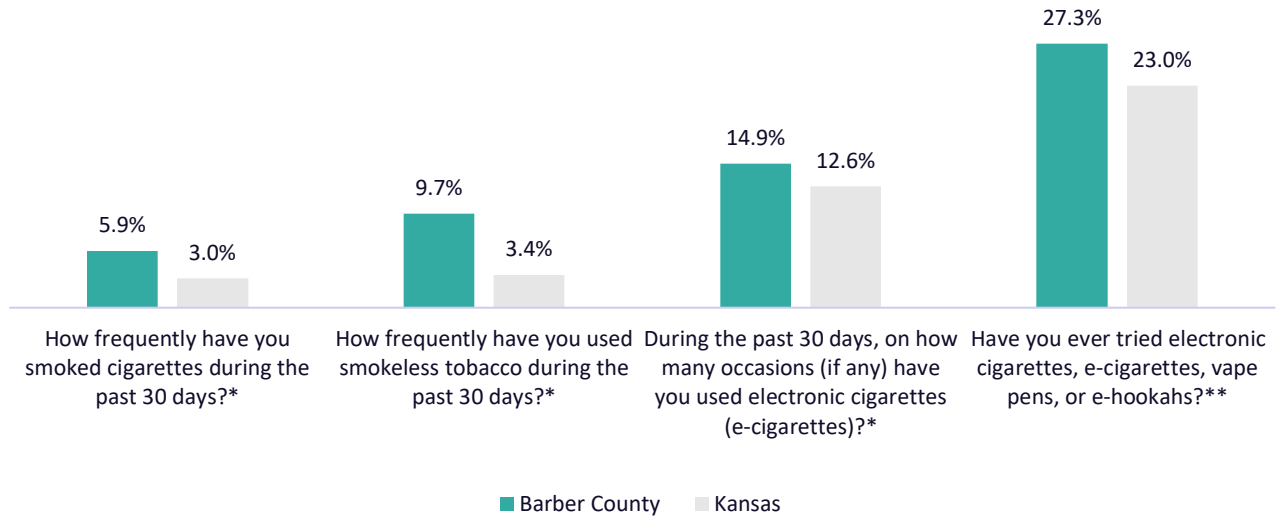
Source: Kansas Communities That Care, 2019

### Adolescent Marijuana and Prescription Drug Use



Source: Kansas Communities that Care, 2019

## Adolescent Tobacco Use

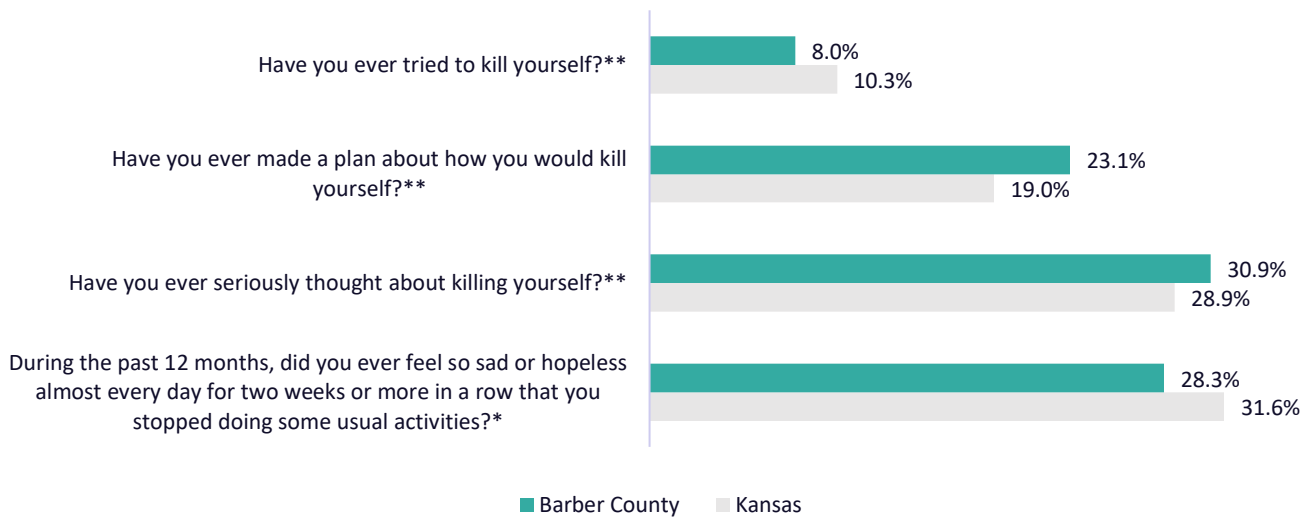


Source: Kansas Communities that Care, 2019

\*Percentage of "at least once" responses

\*\*Percentage of "yes" responses

## Adolescent Behavioral Health



Source: Kansas Communities that Care, 2019

\*Percentage of "yes" responses

\*\*Percentage of "yes" responses, including past 30 days, past year, and over one year responses

## Behavioral Health

### Why is this important?

Mental health is important at every stage of life. It can impact how we think, feel, and act. It helps determine how we handle stress, relate to others, and make choices. It may also impact other important social determinants of health as well.

BEHAVIORAL HEALTH				
	Barber County	Stafford County	Scott County	Kansas
Depression: Medicare Population	19.0%	15.0%	20.3%	18.9%
Percent of Adults Who were Ever Diagnosed with a Depressive Disorder	N/A	N/A	N/A	20.9%
Percentage of adults reporting 14 or more days of poor mental health per month.	11.0%	12.0%	10.0%	10.0%
Mental Health Providers	1	2	5	510:1 (ratio)

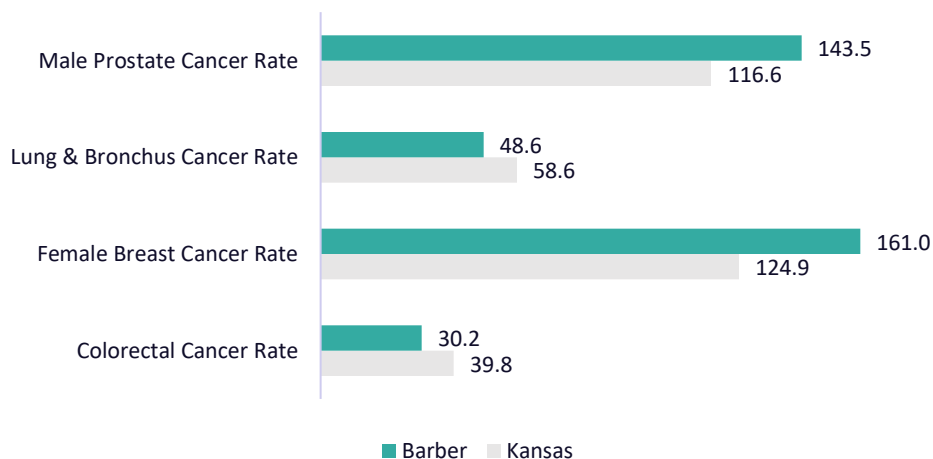
Source: Kansas Health Matters, 2017; County Health Rankings, 2019

## Risk Indicators and Factors

### Why is this important?

Risk indicators help to identify additional health-related factors within one's community. This can help identify how many people are potentially at risk, which can influence health care services.

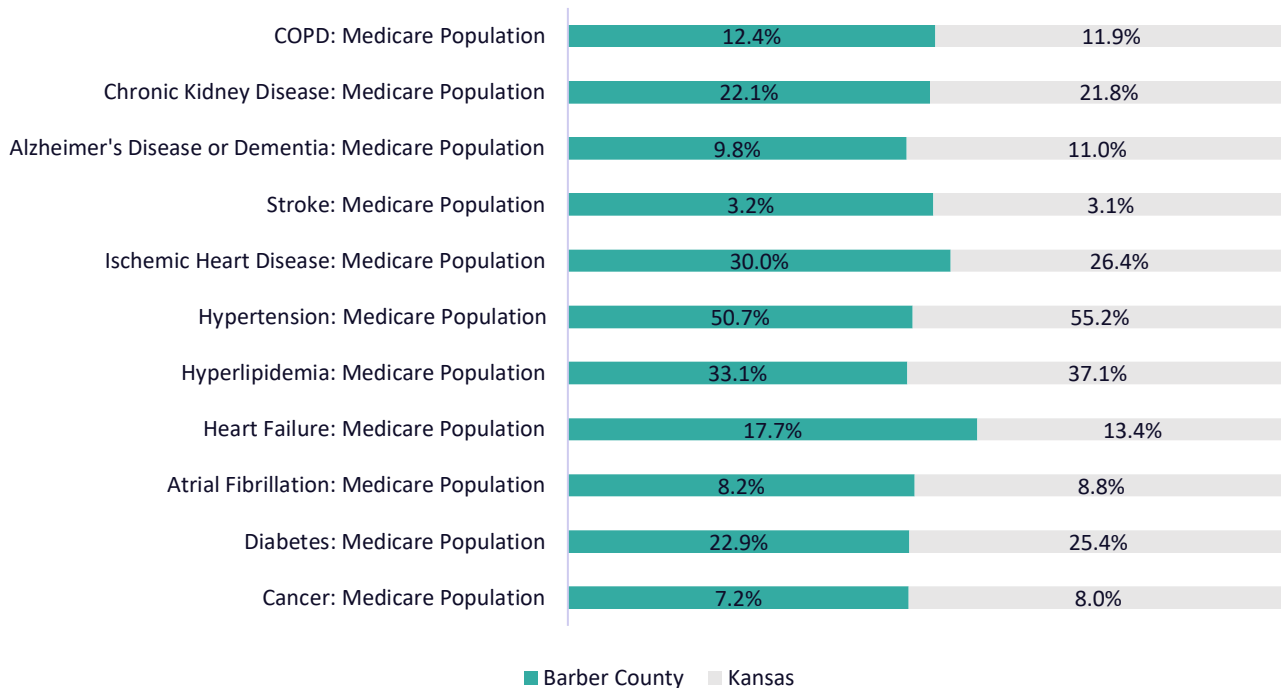
Cancer Rates, per 100,000 population



Source: Kansas Health Matters, 2011-2015

TOTAL CANCER CASES, FOR ALL POSSIBLE CANCER SITES	
	Total Cases
Barber County	159
Stafford County	132
Scott County	163
Kansas	74,398
Source: Kansas Cancer Registry, 2012-2016	

### Medicare Population Health Issues



Source: Kansas Health Matters, 2017

ADDITIONAL RISK AND INDICATOR FACTORS		
	Barber County	Kansas
Physical Inactivity	28.0%	24.0%
Excessive Drinking	16.0%	17.0%
Adult Smoking	17.0%	17.0%
Sexually Transmitted Disease Rate (per 1,000 population)	3.5	6.3
Source: County Health Rankings, 2019; Kansas Health Matters, 2017		
STD Rate is the crude incidence rate per 1,000 population due to sexually transmitted diseases (chlamydia, syphilis and gonorrhea).		

## Mortality

### Why is this important?

Mortality rates helps evaluate the years of potential life lost, due to premature deaths. This is beneficial in identifying potential risk and services that may be needed to improve quality of life and prevent preventable deaths.

MORTALITY STATISTICS		
	Barber County	Kansas
Premature Death, Years of Potential Life Lost Rate	8,700	6,900
Life Expectancy (Age in Years)	76.8	78.6
Alcohol-Impaired Driving Deaths	33.3%	23.6%
Death Rate Due to Drug Poisoning	N/A	11.2
Age-Adjusted Mortality Rate (Per 100,000)	829.5	758.8
Age-Adjusted Alzheimer's Disease Mortality Rate (Per 100,000)	33.5	22.8
Age-Adjusted Cancer Mortality Rate (Per 100,000)	127.1	155.3
Age-Adjusted Chronic Lower Respiratory Disease Mortality Rate (Per 100,000)	29.1	49.9
Age-Adjusted Diabetes Mortality Rate (Per 100,000)	25.9	20.6
Age-Adjusted Heart Disease Mortality Rate (Per 100,000)	227.9	156.7
Age-Adjusted Suicide Mortality Rate (Per 100,000)	33.7	18.6
Source: Kansas Health Matters, 2010-2012, 2013-2017, 2014-2016, 2016-2018; County Health Rankings, 2019		

## Additional Social Factors

### Why is this important?

Social factors help identify further factors related to health outcomes. They provide a holistic view to the issues surrounding a community's health needs. These social factors can be an indicator of underlying economic and social factors within a community.

- ! Low income refers to families with income less than or equal to 200 percent of the federal poverty threshold for the family size. While low access refers to individuals who live more than one mile from a supermarket or large grocery store (in urban areas), or more than 10 miles in a rural area.



FOOD ACCESS				
	Barber County	Stafford County	Scott County	Kansas
Low income and low access to a grocery store	2.7%	9.6%	4.0%	N/A
Average monthly persons receiving Food Assistance (SNAP)*	237	291	228	205,261
Average monthly persons receiving TANF cash assistance*	3	8	10	8,828
Source: Kansas Health Matters, 2015; * Kansas Department for Children and Families, 2019				

OTHER CHARACTERISTICS		
	Barber County	Kansas
Violent Crime Offenses*	0.0	4.2
Air Pollution: Particulate Matter	7.8	8.1
Children in Single-Parent Households	23.0%	29.0%
Source: KBI Crime Index, 2018, County Health Rankings, 2019 *Two agencies did not report data in 2018		

OPIOID USE – Rate per 100 Residents, 2017				
	Barber County	Stafford County	Scott County	Kansas
Opioids	118.3	106.1	102.2	N/A
Benzodiazepines	55.3	69.6	51.1	N/A
Zolpidem Tartrates	12.3	8.8	23.0	N/A
Stimulants	8.0	10.3	9.7	N/A
Muscle Relaxants	2.3	1.9	2.7	N/A
Source: KDHE, KTRACS				
*KTRACS Prescription and Patient Metrics, Kansas residents 12+ years of age				



! K-TRACS data is based on de-identified data from the Kansas Board of Pharmacy for all controlled substance prescription drugs reported.

OPIOID USE – Non-Fatal drug poisonings in Kansas, 2016-2017				
	Barber County	Stafford County	Scott County	Kansas**
Amphetamine	N/A	N/A	N/A	4.1%
Benzodiazepine	N/A	N/A	N/A	12.4%
Heroin	N/A	N/A	N/A	2.3%
Non-Heroin Opioid	N/A	N/A	N/A	12.0%
Total	8	N/A	15	3,694
Source: KDHE, KTRACS				
*Emergency Department Admissions, Kansas Residents				
**2017 data only				

OPIOID USE – Number of Prescriptions by Drug Class, 2017				
	Barber County	Stafford County	Scott County	Kansas
Opioids	4,684	3,784	4,225	2, 361, 132
Benzodiazepines	2,190	2,483	2,114	1,124,056
Zolpidem Tartrates	487	368	952	615,051
Stimulants	318	312	399	339,547
Muscle Relaxants	90	67	112	40,191
Source: KDHE, KTRACS				
*KTRACS Prescription and Patient Metrics, Kansas residents 12+ years of age				

---

## References and Additional Sources

*HRSA PCSA* | <https://data.hrsa.gov/>  
*Kansas Communities that Care* | <http://kctcddata.org/>  
*Kansas Department for Children and Families* |  
<http://www.dcf.ks.gov/services/ees/Pages/EESreports.aspx>  
*Kansas Department of Health and Environment* | <http://www.kdheks.gov/>  
*Kansas State Department of Education* | <https://www.ksde.org/>  
*KBI Crime Index* | [http://www.kansas.gov/kbi/stats/stats\\_crime.shtml](http://www.kansas.gov/kbi/stats/stats_crime.shtml)  
*KTRACS* | <https://pharmacy.ks.gov/k-tracs-responsive/home>  
*National Center for Education Statistics* | <https://nces.ed.gov/>  
*US Census, American Community Survey* | <https://data.census.gov/cedsci/>

## Sources with Trend Data

*County Health Rankings.* | <https://www.countyhealthrankings.org/>

Much like KHM, this website includes data for each state in the U.S. and their respective counties. Trend data is also available to view how certain social and health factors have changed over the years.

*Kids Count.* | <https://datacenter.kidscount.org/>

The same is true for kids count, this website contains specific data related to children and adolescents below the age of 19.

*Kansas Health Matters.* | <https://www.kansashealthmatters.org/>

This website has many community health related factors for the state of Kansas. This resource does include trend data, if you are interested in seeing how certain factors have changed over time.

---

## APPENDIX

# Survey Data for North Barber County

---

Zip codes for North Barber County include:

67065 – Isabel

67071 – Lake City

67104 – Medicine Lodge

67138 – Sharon

67143 – Sun City





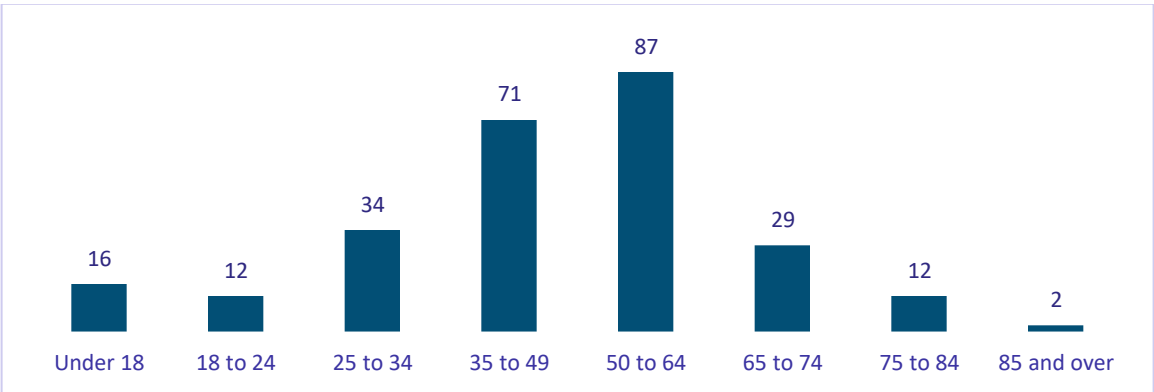
**\* 1. What is your home zip code?**

The five zip codes in North Barber County are listed below. 263 participants reported living in one of these zip codes. Most participants (84%) reported living in zip code 67104.



**\* 2. What is your age?**

Most participants (60%) were between the ages of 35 and 64.



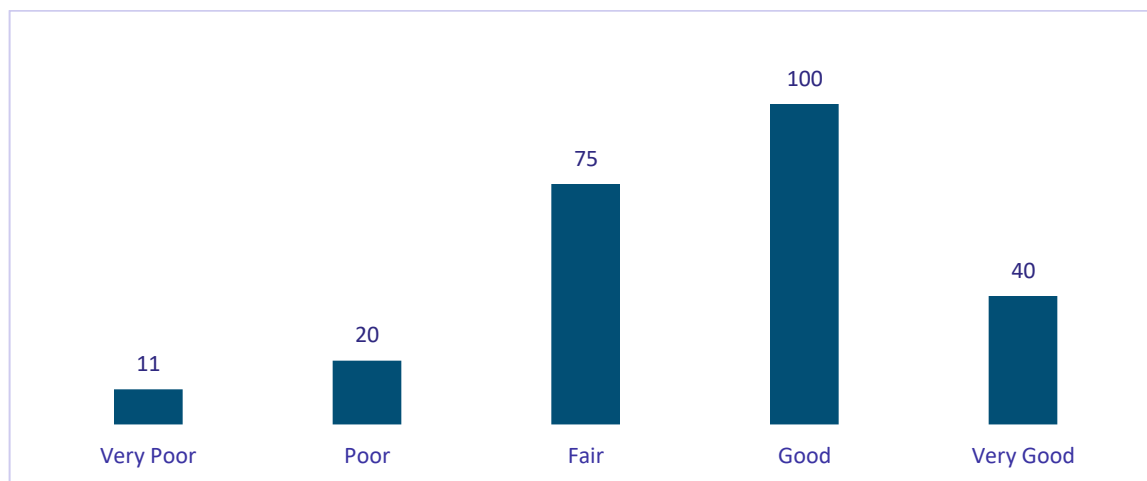
**3. What are the top three health needs/concerns of young people living in our community?**

This question was only asked of participants who reported being under the age of 18. Due to the low number of responses for this age category, data are reported only in aggregate for the entire county and not reported by North Barber, South Barber, or by individual zip code.

---

#### 4. In your opinion, how would you rate the overall quality of healthcare delivery in our community?

57% of respondents rated the overall quality of healthcare delivery as “good” or “very good.”



#### 5. What are our local healthcare providers and agencies currently doing very well to deliver quality healthcare services to our community? Please be specific.

According to participants, healthcare providers and agencies are doing very well in the following key areas: accessibility/availability, services provided, and knowledgeable and caring staff. The bullet points listed below include comments that are illustrative of that category of responses.

4. Accessibility/Availability (n=45)
  - “It is usually easy to get into an appointment.”
  - “Always being available!”
5. Services (n=34)
  - “Great services from the Health Department and local hospital. Emergency care very good as well.”
  - “Keeping us informed and providing the services we need.”
6. Knowledgeable/Caring Staff (n=33)
  - “They are well trained, are caring and passionate about helping others.”
  - “I am impressed with the nursing and CNA staff. They are caring and very helpful.”

---

**6. What are our local healthcare providers and agencies currently doing that needs to be improved and/or changed in our community? Please be specific.**

According to participants, healthcare providers and agencies could improve and/or make changes in the following key areas: medical staff numbers, communication with the public, and available hours. The bullet points listed below include comments that are illustrative of that category of responses.

4. Increase Medical Staff (n=32)
  - “Provide what it takes to make our area appealing to nurses and doctors.”
  - “We still need full-time doctor(s) to raise the level of professionalism.”
5. Communication (n=14)
  - “Better communication with our community during this pandemic.”
  - “Communication/Follow up is lacking.”
6. Availability (n=7)
  - “Better clinic hours. Open earlier on some days and open longer on some days along with Friday afternoon and Saturday morning hours.”
  - “Have clinic open five days a week.”

**7. Which of the health needs listed below, if any, are an ongoing problem in our community?**

The top three health needs participants reported are an ongoing problem included: child care options, drug abuse, and assisted living. For each health need, participants could select 1=never a problem, 2=not a problem anymore, 3=somewhat of a problem, or 4=major problem. Each average is listed next to the corresponding item (with higher responses indicating issues that are more problematic). *A full list of health needs for this question is listed below #8.*

Top Items	Average
4. Child Care Options	3.59
5. Drug Abuse	3.47
6. Assisted Living	3.35

**\* 8. Which health needs listed below are most pressing today for improvement in our community? Please select your top three needs.**

The top three most pressing health needs reported by participants included: child care options, drug abuse, and assisted living. A full list of health needs is below.

---

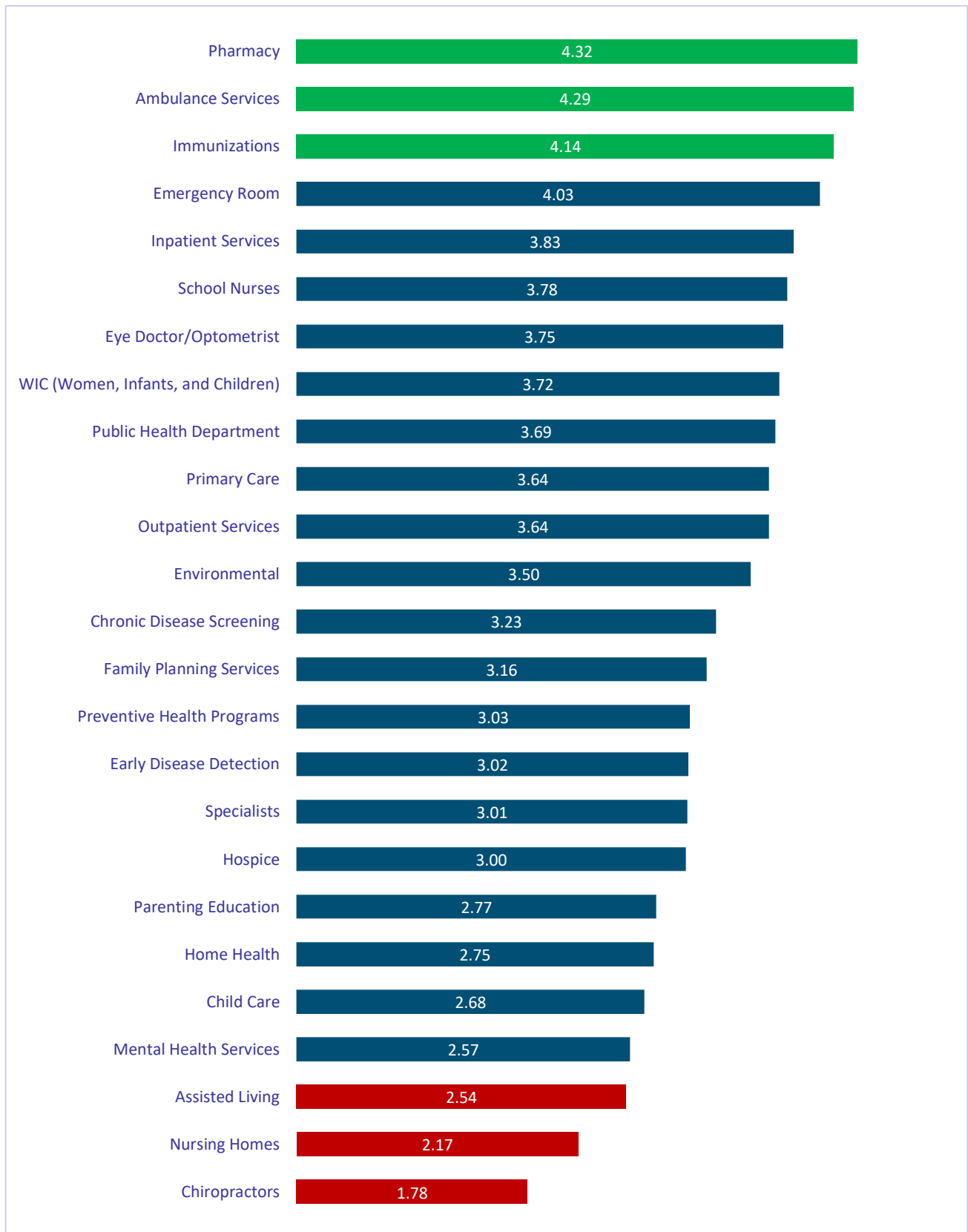
4. Child Care Options	n=113
5. Drug Abuse	n=83
6. Assisted Living	n=76

*Full list of options for #7 and #8:*

- Affordable Insurance Options
- Affordable Pharmaceuticals
- Alcohol Abuse
- Assisted Living
- Child Care Options
- Chronic Pain Management
- Drug Abuse
- Food Insecurity
- Healthcare Transportation
- Home Health Services
- Immunizations for Children
- Mental Health (Access, Diagnosis, Placement)
- Obesity (Nutrition, Fitness)
- Tobacco
- Unsafe Homes
- Other (please describe)

## 9. How would you rate each of the following services?

Pharmacy, ambulance services, and immunizations were the top rated services, while assisted living, nursing homes, and chiropractor services received the lowest ratings. For each service, participants could select N/A=not available, 1=very poor, 2=poor, 3=fair, 4=good, or 5=very good. The full list of rated services is on the next page.



---

**10. During the past two years, did you or someone you know receive healthcare services outside of our county?**

Most respondents (86%) indicated they or some they knew had received healthcare services outside Barber County in the past two years.



**11. If Yes, please specify the healthcare services received outside of the county:**

The top healthcare services people reported receiving outside the county are as follows:

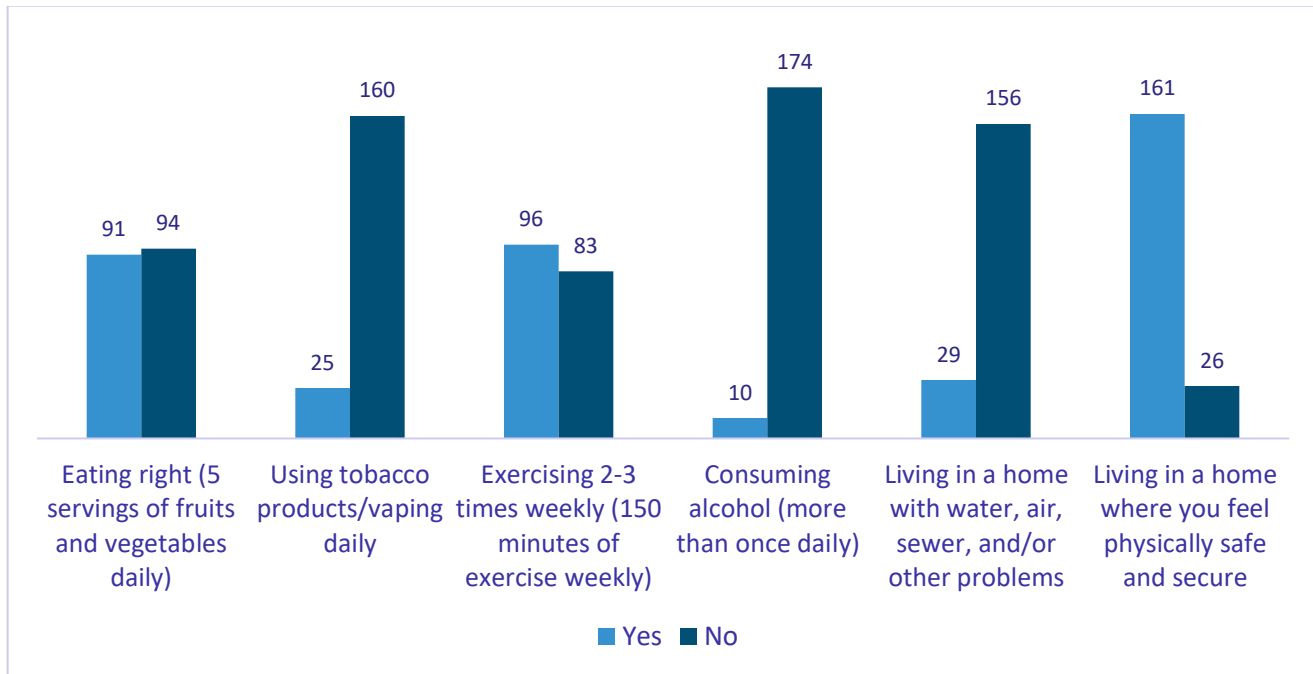
1. Primary care	n=30
2. Surgical services	n=29
3. Dental services (tied)	n=26
4. OBGYN services (tied)	n=26

**12. What additional health needs listed below, if any, need to be discussed in detail at our upcoming CHNA Town Hall meeting?**

Participants indicated they would like to discuss COVID-19, drugs/substance abuse, and assisted living in greater detail.

4. COVID-19 (tied)	n=95
5. Drugs/Substance Abuse (tied)	n=95
6. Assisted Living	n=90

### 13. Regarding your personal health practices, are you:



### 14. COVID-19 has had an impact on individuals and communities across the state this year. What are the biggest needs you see in your community related to COVID-19 and/or happening as a result of COVID-19? (N=151)


The top concerns regarding COVID-19 were related to masks and personal protective equipment (PPE), educating the public on the virus, and school closures and online learning. The bullet points listed below include comments that are illustrative of that category of responses.

1. Masks and PPE (34 responses)
  - “Too many people are not wearing masks.”
  - “No one is enforcing the mandatory mask order.”
2. Educating the public (19 responses)
  - “Education on ways to halt the increasing COVID cases.”
  - “Education on properly wearing masks and proper hand hygiene.”
3. Schools (18 responses)
  - “School and related activities not being able to continue.”
  - “The education for our youth is suffering with online learning.”



**15. For reporting purposes, are you involved in or are you a...? Please select all that apply.**

These are the top groups represented in this survey.



---

# Survey Data for South Barber County

---

Zip codes for South Barber County include:

67057 – Hardtner

67061 – Hazelton

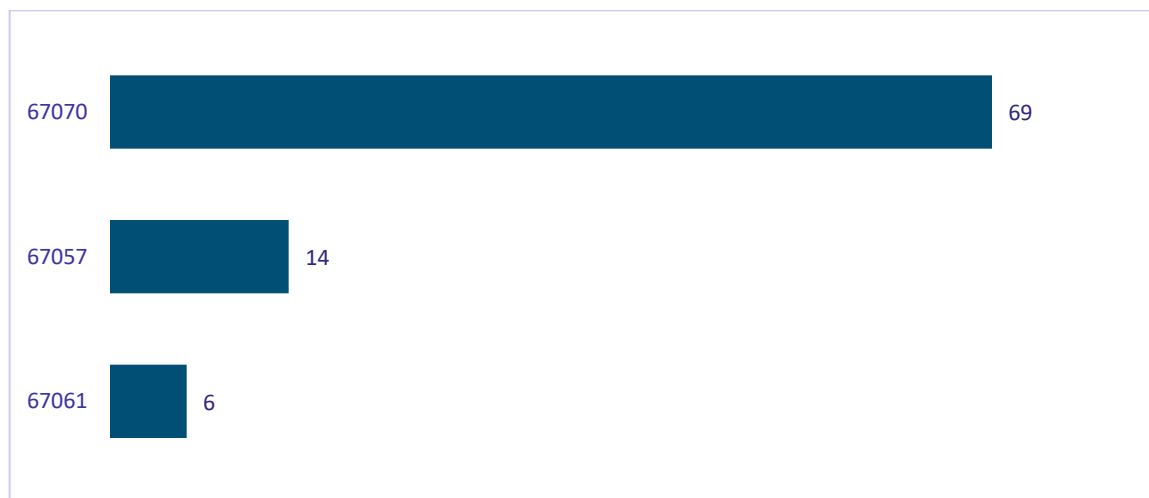
67070 – Kiowa



---

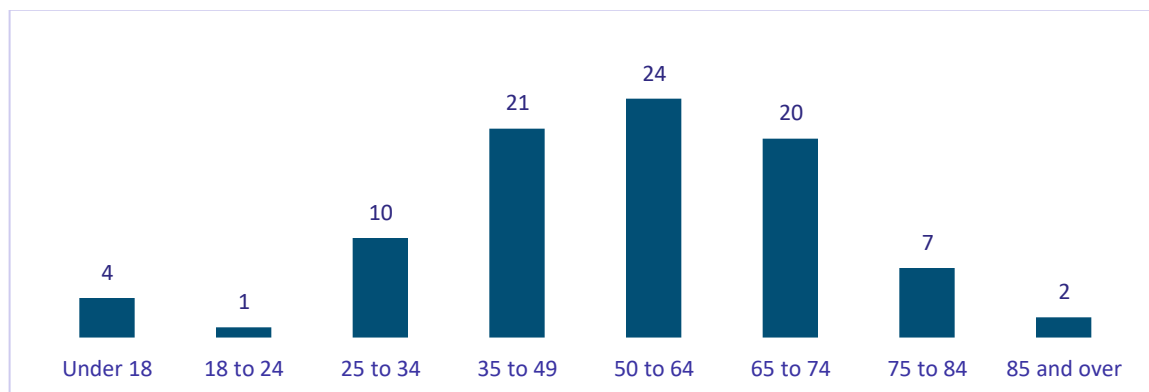
### \* 1. What is your home zip code?

The three zip codes in South Barber County are listed below. 89 participants reported living in one of these zip codes. Most participants (78%) reported living in zip code 67070.



### \* 2. What is your age?

51% of participants were between the ages of 35 and 64.



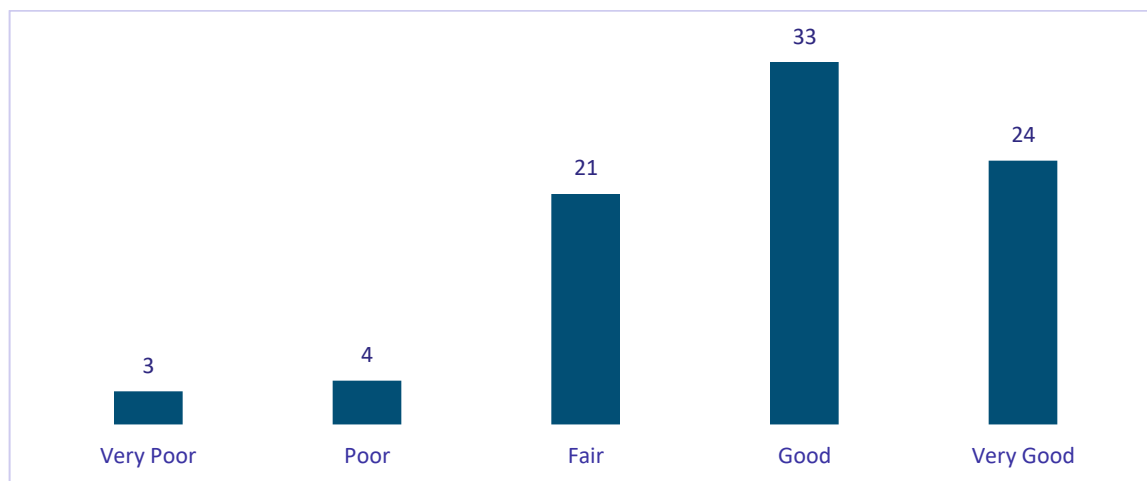
### 3. What are the top three health needs/concerns of young people living in our community?

This question was only asked of participants who reported being under the age of 18. Due to the low number of responses for this age category, data are reported only in aggregate for the entire county and not reported by North Barber, South Barber, or by individual zip code.

---

#### 4. In your opinion, how would you rate the overall quality of healthcare delivery in our community?

67% of respondents rated the overall quality of healthcare delivery as “good” or “very good.”



#### 5. What are our local healthcare providers and agencies currently doing very well to deliver quality healthcare services to our community? Please be specific.

According to participants, healthcare providers and agencies are doing very well in the following key areas: knowledgeable and caring staff, accessibility/availability, and the services provided. The bullet points listed below include comments that are illustrative of that category of responses.

##### 7. Knowledgeable/Caring Staff (n=17)

- “I appreciate the compassion and dedication shown by the Healthcare providers and their continuing efforts to improve the quality and access to care for the residents.”
- “Always go above and beyond and show care for the community members that they see.”

##### 8. Accessibility/Availability (n=14)

- “They are available without traveling.”
- “Care is readily available and accessible.”

##### 9. Services (n=11)

- “High quality physicians. High quality radiology and laboratory services.”
- “Variety of services. Lab crew is absolutely amazing!”

---

**6. What are our local healthcare providers and agencies currently doing that needs to be improved and/or changed in our community? Please be specific.**

According to participants, healthcare providers and agencies could improve and/or make changes in the following key areas: mental health, medical staff numbers, and available hours. The bullet points listed below include comments that are illustrative of that category of responses.

**7. Mental health (n=9)**

- “I would like to see better access to both professional mental health services and peer support oriented groups.”
- “Mental health needs to be addressed and taken seriously.”

**8. Medical staff numbers (n=8)**

- “Maybe getting more specialist to come so patients don't have to travel to Wichita or Oklahoma City.”
- “Attracting top talented doctors.”

**9. Availability (n=6)**

- “Lab needs to be opened more hours.”
- “More appointment times with my provider.”

**7. Which of the health needs listed below, if any, are an ongoing problem in our community?**

The top three health needs participants reported are an ongoing problem included: child care options, mental health, and drug abuse. For each health need, participants could select 1=never a problem, 2=not a problem anymore, 3=somewhat of a problem, or 4=major problem. Each average is listed next to the corresponding item (with higher responses indicating issues that are more problematic). *A full list of health needs for this question is listed below #8.*

Top Items	Average
7. Child Care Options	3.35
8. Mental Health	3.31
9. Drug Abuse	3.27

---

**\* 8. Which health needs listed below are most pressing today for improvement in our community? Please select your top three needs.**

The top three most pressing health needs reported by participants included: mental health, affordable insurance options, and child care options. A full list of health needs is below.

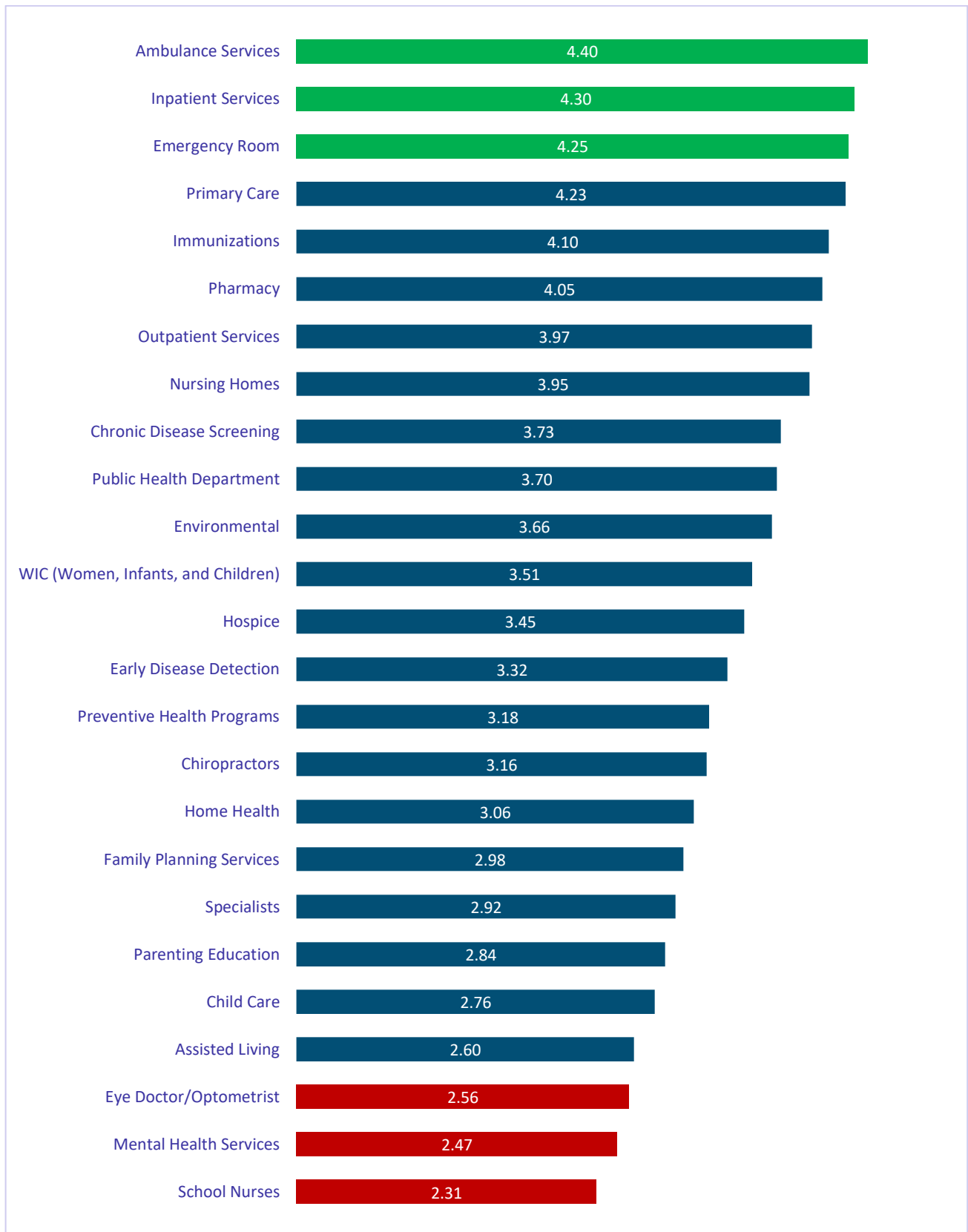
7. Mental Health	n=36
8. Affordable Insurance Options	n=28
9. Child Care Options	n=24

*Full list of options for #7 and #8:*

- Affordable Insurance Options
- Affordable Pharmaceuticals
- Alcohol Abuse
- Assisted Living
- Child Care Options
- Chronic Pain Management
- Drug Abuse
- Food Insecurity
- Healthcare Transportation
- Home Health Services
- Immunizations for Children
- Mental Health (Access, Diagnosis, Placement)
- Obesity (Nutrition, Fitness)
- Tobacco
- Unsafe Homes
- Other (please describe)

**9. How would you rate each of the following services?**

Ambulance services, inpatient services, and emergency rooms were the top rated services, while eye doctor/optometrist, mental health services, and school nurses received the lowest ratings. For each service, participants could select N/A=not available, 1=very poor, 2=poor, 3=fair, 4=good, or 5=very good. The full list of rated services is on the next page.



**10. During the past two years, did you or someone you know receive healthcare services outside of our county?**

Most respondents (89%) indicated they or some they knew had received healthcare services outside Barber County in the past two years.



**11. If Yes, please specify the healthcare services received outside of the county:**

The top healthcare services people reported receiving outside the county are as follows:

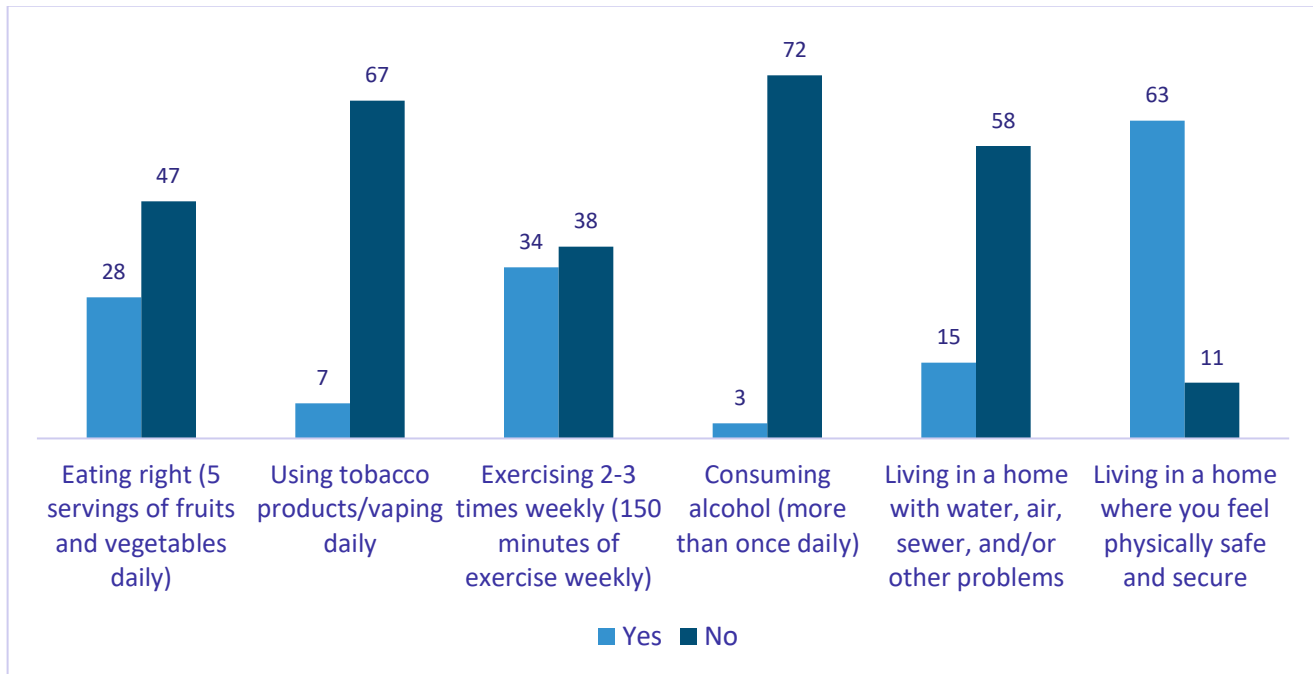
1. Eye care	n=18
2. Dental services	n=13
3. Specialist	n=12

**12. What additional health needs listed below, if any, need to be discussed in detail at our upcoming CHNA Town Hall meeting?**

Participants indicated they would like to discuss mental illness, COVID-19, and drugs/substance abuse in greater detail.

7. Mental illness	n=43
8. COVID-19	n=34
9. Drugs/substance abuse	n=28

### 13. Regarding your personal health practices, are you:



### 14. COVID-19 has had an impact on individuals and communities across the state this year. What are the biggest needs you see in your community related to COVID-19 and/or happening as a result of COVID-19? (N=67)

The top concerns regarding COVID-19 were related to masks and personal protective equipment (PPE), educating the public on the virus, and mental health. The bullet points listed below include comments that are illustrative of that category of responses.

#### 1. Masks and PPE (23 responses)

- “I think everyone needs to be wearing a mask. I still see many businesses with employees not wearing a mask.”
- “People are not wearing masks in public.”

#### 2. Educating the public (9 responses)

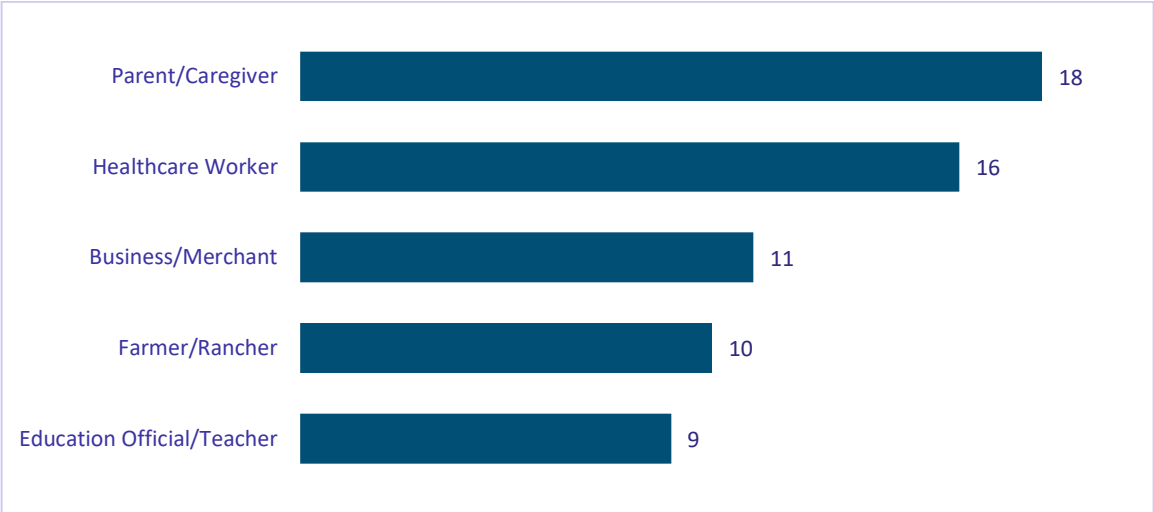
- “Community education.”
- “Education on safe practices; updated information including that information changes as new information develops.”

#### 3. Mental health (8 responses)

- “Mental health treatment.”
- “Isolation, leading to depression.”

**15. For reporting purposes, are you involved in or are you a...? Please select all that apply.**

These are the top groups represented in this survey.



---

# **Survey Data for Hardtner 67057**

---

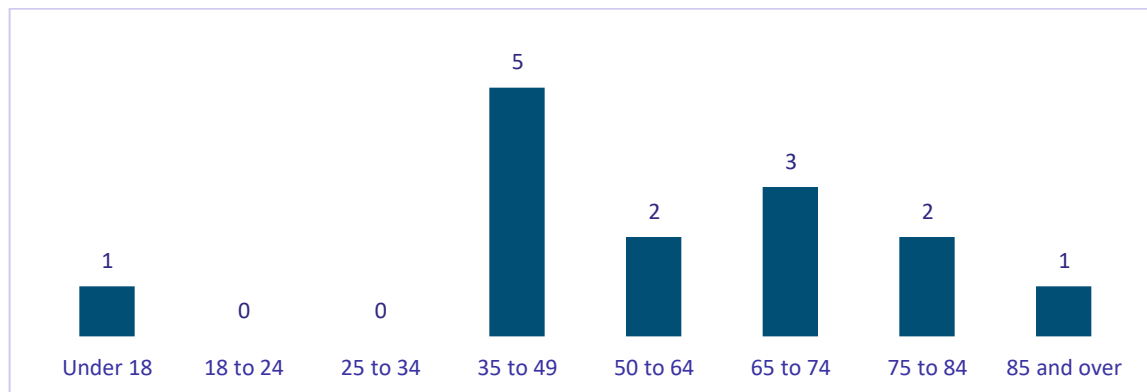
---

**\* 1. What is your home zip code?**

14 participants reported living in zip code 67057.

**\* 2. What is your age?**

All but one of the participants was age 35 or older.

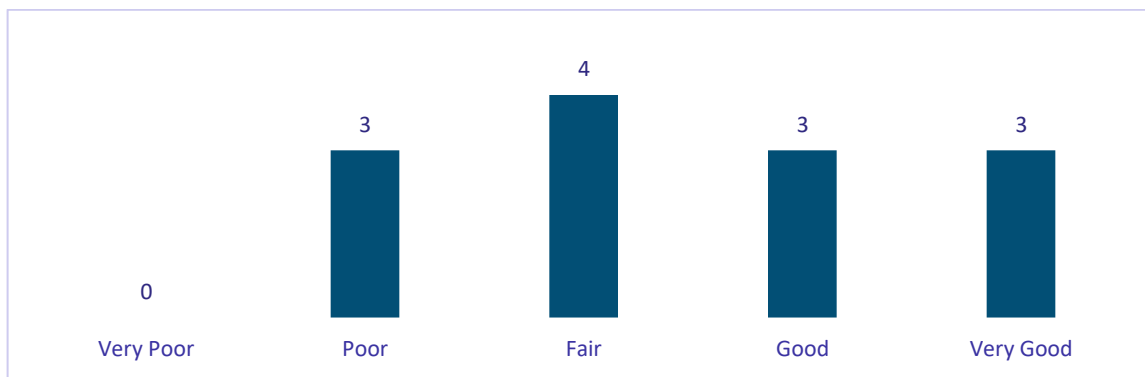


**3. What are the top three health needs/concerns of young people living in our community?**

This question was only asked of participants who reported being under the age of 18. Due to the low number of responses for this age category, data are reported only in aggregate for the entire county and not reported by North Barber, South Barber, or by individual zip code.

**4. In your opinion, how would you rate the overall quality of healthcare delivery in our community?**

46% of respondents rated the overall quality of healthcare delivery as “good” or “very good.”



**5. What are our local healthcare providers and agencies currently doing very well to deliver quality healthcare services to our community? Please be specific.**

Due to the low number of responses to this question (n=7), data are not reported by zip code.

**6. What are our local healthcare providers and agencies currently doing that needs to be improved and/or changed in our community? Please be specific.**

Due to the low number of responses to this question (n=8, including 2 responses that indicated nothing needs to be improved/changed), data are not reported by zip code.

**7. Which of the health needs listed below, if any, are an ongoing problem in our community?**

The top three health needs participants reported are an ongoing problem included: alcohol abuse, child care options, drug abuse, and mental health. For each health need, participants could select 1=never a problem, 2=not a problem anymore, 3=somewhat of a problem, or 4=major problem. Each average is listed next to the corresponding item (with higher responses indicating issues that are more problematic). *A full list of health needs for this question is listed below #8.*

Top Items	Average
10. Alcohol Abuse (tied)	3.33
2. Child Care Options (tied)	3.33
3. Drug Abuse (tied)	3.33
4. Mental Health (tied)	3.33

---

**\* 8. Which health needs listed below are most pressing today for improvement in our community? Please select your top three needs.**

The top three most pressing health needs reported by participants included: drug abuse, mental health, affordable insurance options, and alcohol abuse. A full list of health needs is below.

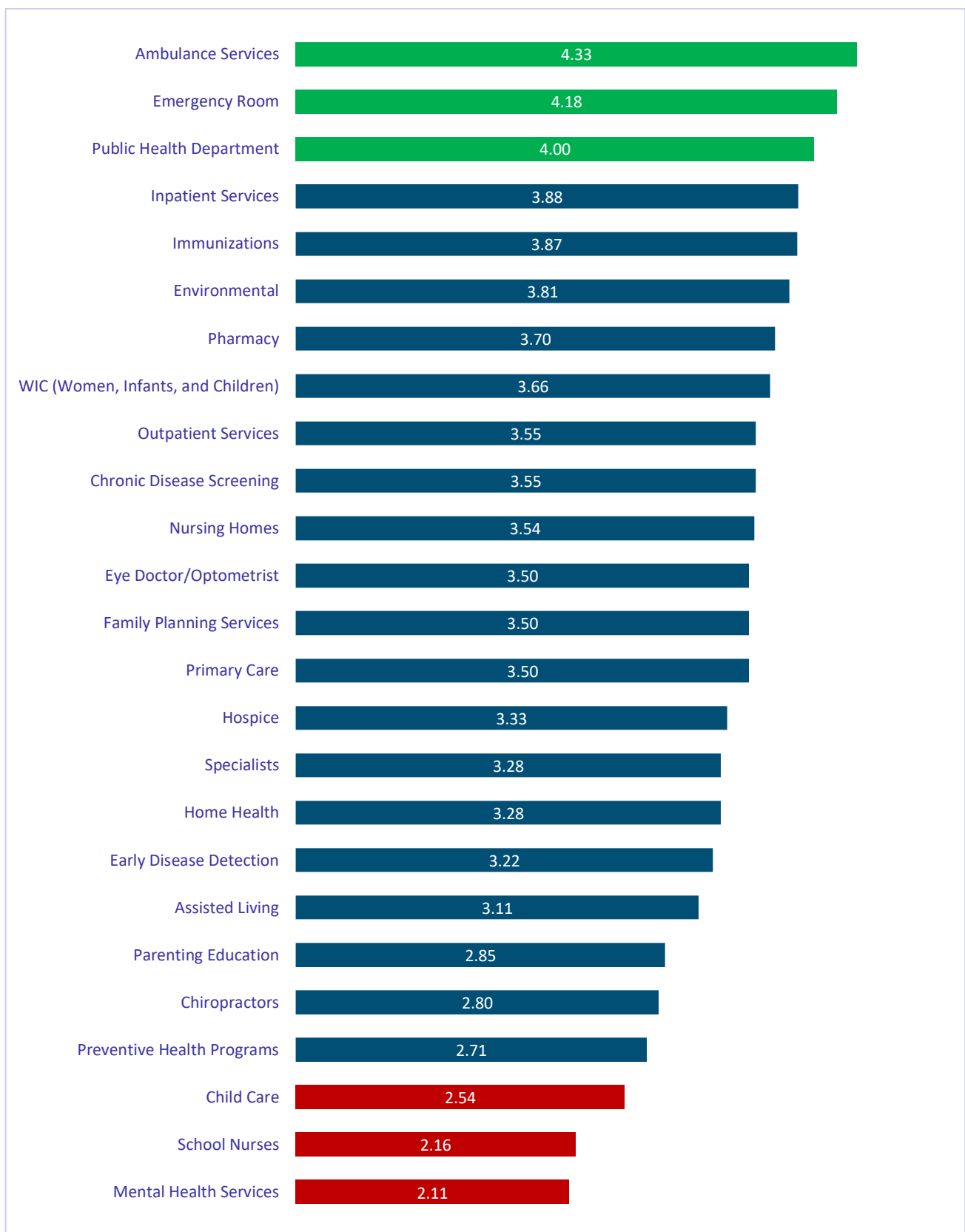
10. Drug Abuse	n=7
11. Mental Health	n=5
12. Affordable Insurance Options (tied)	n=3
4. Alcohol Abuse (tied)	n=3

*Full list of options for #7 and #8:*

- Affordable Insurance Options
- Affordable Pharmaceuticals
- Alcohol Abuse
- Assisted Living
- Child Care Options
- Chronic Pain Management
- Drug Abuse
- Food Insecurity
- Healthcare Transportation
- Home Health Services
- Immunizations for Children
- Mental Health (Access, Diagnosis, Placement)
- Obesity (Nutrition, Fitness)
- Tobacco
- Unsafe Homes
- Other (please describe)

**9. How would you rate each of the following services?**

Ambulance services, emergency room services, and the public health department were the top rated services, while child care, school nurses, and mental health services received the lowest ratings. For each service, participants could select N/A=not available, 1=very poor, 2=poor, 3=fair, 4=good, or 5=very good. The full list of rated services is on the next page.



---

**10. During the past two years, did you or someone you know receive healthcare services outside of our county?**

Most respondents (92%) indicated they or some they knew had received healthcare services outside Barber County in the past two years.



**11. If Yes, please specify the healthcare services received outside of the county:**

The healthcare services people reported receiving outside the county included:

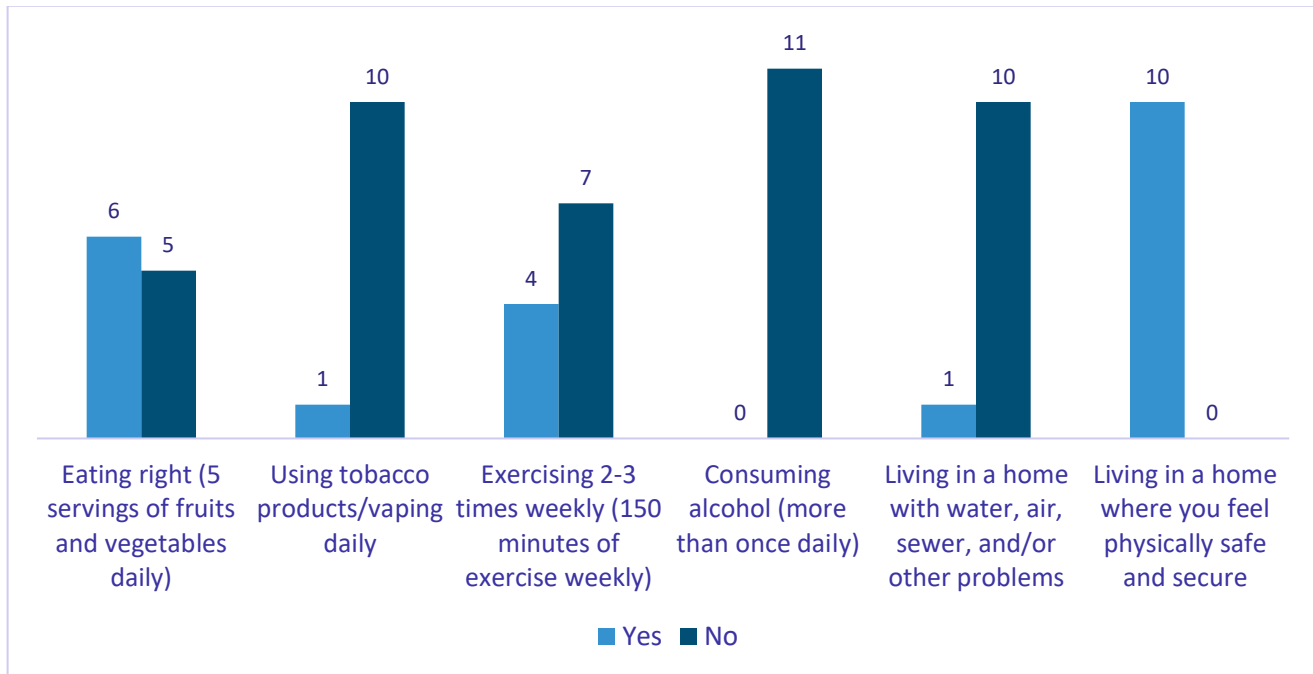
- Specialist (n=6)
- Primary care (n=2)
- Cancer treatments (n=1)
- Dentist (n=1)
- Mental health (n=1)

**12. What additional health needs listed below, if any, need to be discussed in detail at our upcoming CHNA Town Hall meeting?**

Participants indicated they would like to discuss abuse/violence, drugs/substance abuse, mental health, and suicide in greater detail.

10. Abuse/violence (tied)	n=6
2. Drugs/substance abuse (tied)	n=6
3. Mental health (tied)	n=6
4. Suicide (tied)	n=6

### 13. Regarding your personal health practices, are you:



### 14. COVID-19 has had an impact on individuals and communities across the state this year. What are the biggest needs you see in your community related to COVID-19 and/or happening as a result of COVID-19? (N=11)

The top concerns regarding COVID-19 were related to masks and personal protective equipment (PPE) (n=2), mental health (n=2), and the economy (n=2).

Due to the low number of responses in each category, specific comments are not provided.

### 15. For reporting purposes, are you involved in or are you a...? Please select all that apply.

Due to the low number of responses in each category, these data are not reported by zip code.

---

# **Survey Data for Kiowa 67070**

---

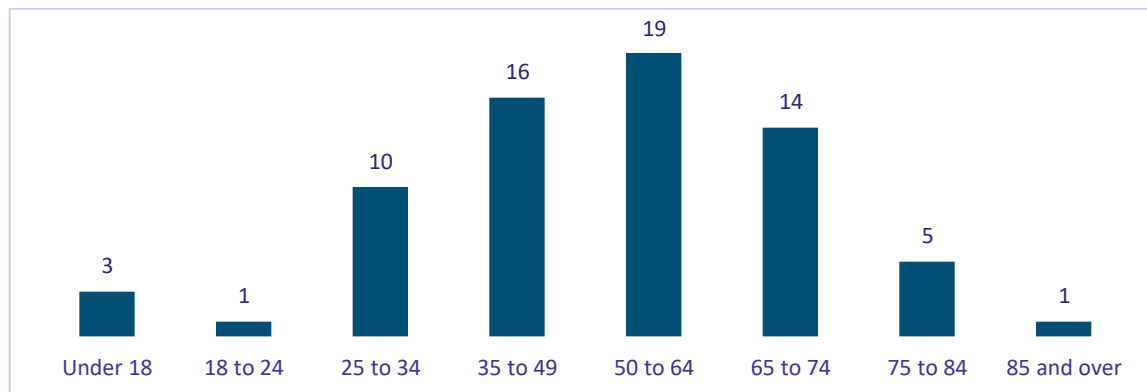
---

**\* 1. What is your home zip code?**

69 participants reported living in zip code 67070.

**\* 2. What is your age?**

51% of participants were between the ages of 35 and 64.

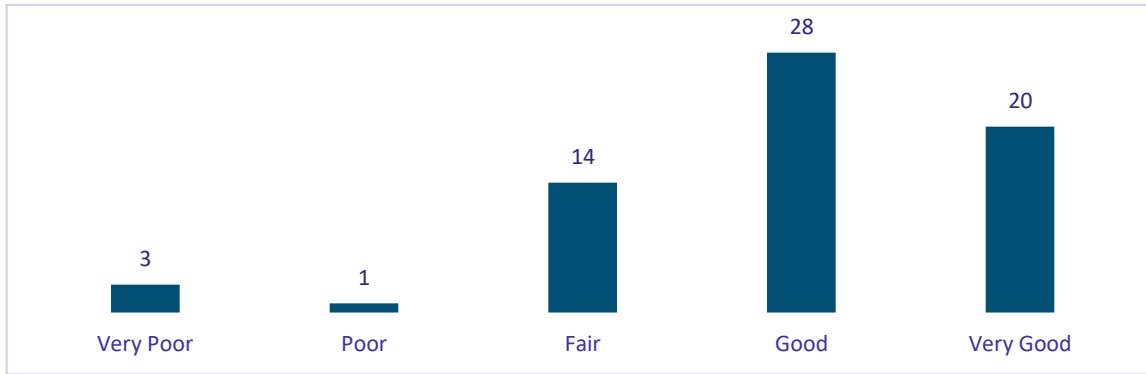


**3. What are the top three health needs/concerns of young people living in our community?**

This question was only asked of participants who reported being under the age of 18. Due to the low number of responses for this age category, data are reported only in aggregate for the entire county and not reported by North Barber, South Barber, or by individual zip code.

**4. In your opinion, how would you rate the overall quality of healthcare delivery in our community?**

73% of respondents rated the overall quality of healthcare delivery as “good” or “very good.”



**5. What are our local healthcare providers and agencies currently doing very well to deliver quality healthcare services to our community? Please be specific.**

According to participants, healthcare providers and agencies are doing very well in the following key areas: knowledgeable and caring staff, accessibility/availability, and the services provided. The bullet points listed below include comments that are illustrative of that category of responses.

**10. Knowledgeable/Caring Staff (n=14)**

- “They spend a good amount of time with each patient, listening to them and getting adequate history to best treat them.”
- “Always go above and beyond and show care for the community members that they see.”

**11. Accessibility/Availability (n=12)**

- “Ability to get an appointment quick to see a provider and they give knowledge on where to go next if needed.”
- “Care is readily available and accessible.”

**12. Services (n=6)**

- “All services available.”
- “Variety of services. Lab crew is absolutely amazing!”

**6. What are our local healthcare providers and agencies currently doing that needs to be improved and/or changed in our community? Please be specific.**

According to participants, healthcare providers and agencies could improve and/or make changes in the following key areas: medical staff numbers, available hours, and mental health. The bullet points listed below include comments that are illustrative of that category of responses.

10. Increase Medical Staff (n=7)

- “Maybe getting more specialists to come so patients don't have to travel to Wichita or Oklahoma City.”
- “Work together to bring more jobs to community and possibly find a dentist for our area.”

11. Availability (n=6)

- “Lab needs to be opened more hours.”
- “More appointment times with my provider.”

12. Mental health (n=5)

- “I would like to see better access to both professional mental health services and peer support oriented groups.”
- “We need more mental health and addition options especially in Kiowa.”

**7. Which of the health needs listed below, if any, are an ongoing problem in our community?**

The top three health needs participants reported are an ongoing problem included: child care options, assisted living, and mental health. For each health need, participants could select 1=never a problem, 2=not a problem anymore, 3=somewhat of a problem, or 4=major problem. Each average is listed next to the corresponding item (with higher responses indicating issues that are more problematic). *A full list of health needs for this question is listed below #8.*

Top Items	Average
11. Child Care Options	3.36
12. Assisted Living (tied)	3.29
3. Mental Health (tied)	3.29

**\* 8. Which health needs listed below are most pressing today for improvement in our community? Please select your top three needs.**

The top three most pressing health needs reported by participants included: mental health, affordable insurance options, and child care options. A full list of health needs is below.

13. Mental Health	n=29
14. Affordable Insurance Options	n=22
15. Child Care Options	n=20

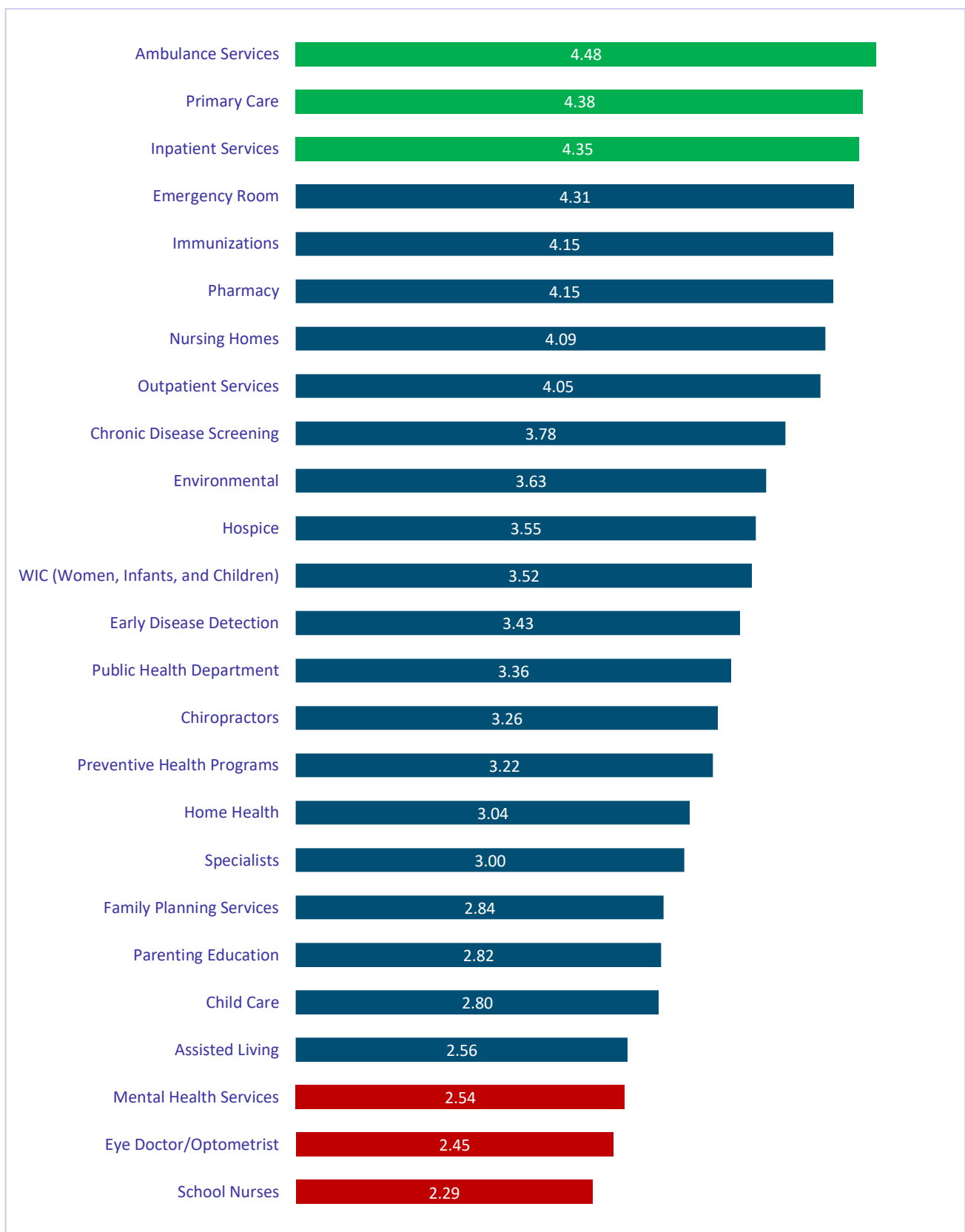
---

*Full list of options for #7 and #8:*

- Affordable Insurance Options
- Affordable Pharmaceuticals
- Alcohol Abuse
- Assisted Living
- Child Care Options
- Chronic Pain Management
- Drug Abuse
- Food Insecurity
- Healthcare Transportation
- Home Health Services
- Immunizations for Children
- Mental Health (Access, Diagnosis, Placement)
- Obesity (Nutrition, Fitness)
- Tobacco
- Unsafe Homes
- Other (please describe)

## **9. How would you rate each of the following services?**

Ambulance services, primary care, and inpatient services were the top rated services, while mental health services, eye doctor/optometrist, and school nurses received the lowest ratings. For each service, participants could select N/A=not available, 1=very poor, 2=poor, 3=fair, 4=good, or 5=very good. The full list of rated services is on the next page.



---

**10. During the past two years, did you or someone you know receive healthcare services outside of our county?**

Most respondents (88%) indicated they or some they knew had received healthcare services outside Barber County in the past two years.



**11. If Yes, please specify the healthcare services received outside of the county:**

The top healthcare services people reported receiving outside the county are as follows:

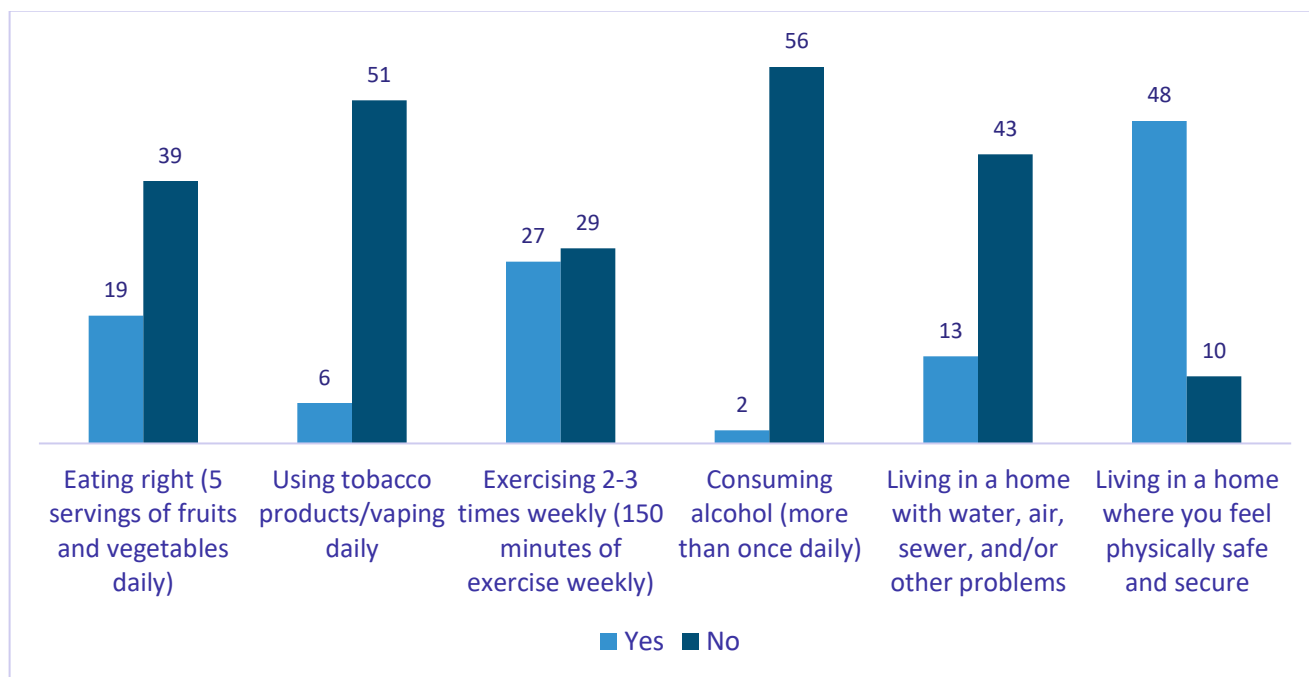
1. Eye care	n=13
2. OBGYN services	n=10
3. Surgical services	n=9

**12. What additional health needs listed below, if any, need to be discussed in detail at our upcoming CHNA Town Hall meeting?**

Participants indicated they would like to discuss mental health, COVID-19, and assisted living in greater detail.

1. Mental health	n=34
2. COVID-19	n=28
3. Assisted living	n=23

### 13. Regarding your personal health practices, are you:



### 14. COVID-19 has had an impact on individuals and communities across the state this year. What are the biggest needs you see in your community related to COVID-19 and/or happening as a result of COVID-19? (N=52)

The top concerns regarding COVID-19 were related to masks and personal protective equipment (PPE), educating the public on the virus, and mental health. The bullet points listed below include comments that are illustrative of that category of responses.

#### 1. Masks and PPE (18 responses)

- “I think everyone needs to be wearing a mask. I still see many businesses with employees not wearing a mask.”
- “Many people are not wearing masks when out and about in the community.”

#### 2. Educating the public (9 responses)

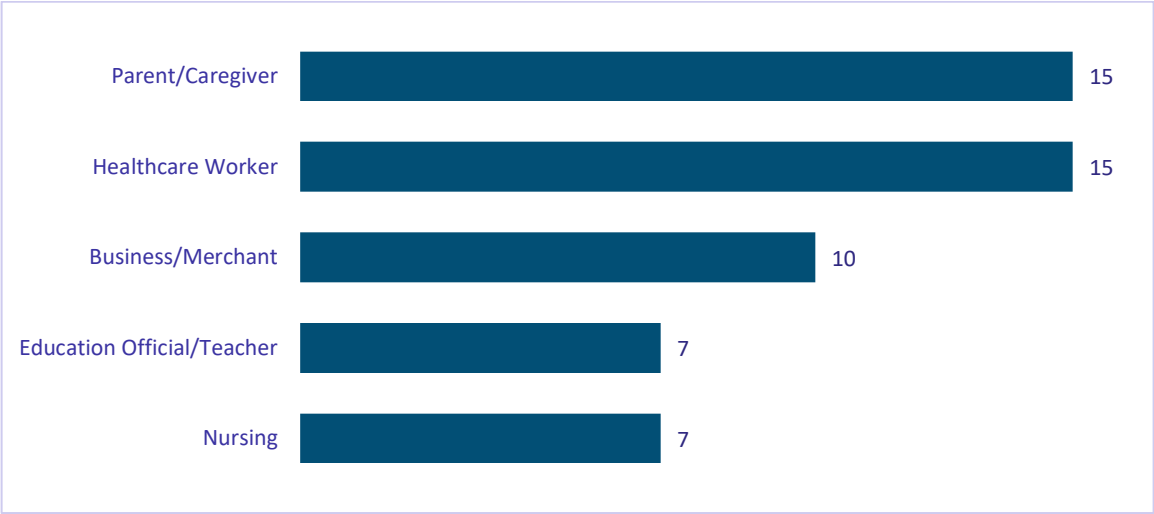
- “Community education.”
- “Education on safe practices; updated information including that information changes as new information develops.”

#### 3. Mental health (6 responses)

- “Mental health issues.”
- “Mental health treatment.”

**15. For reporting purposes, are you involved in or are you a...? Please select all that apply.**

These are the top groups represented in this survey.



---

# **Survey Data for Medicine Lodge 67104**

---

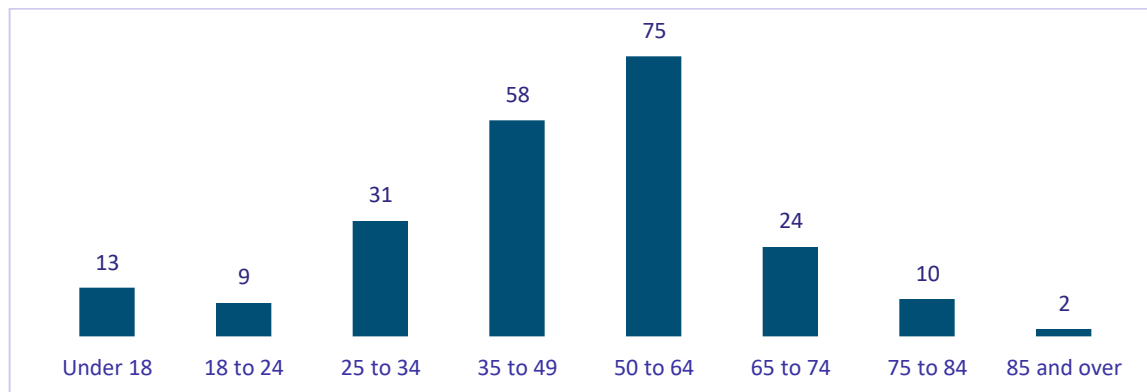
---

**\* 1. What is your home zip code?**

222 participants reported living in zip code 67104.

**\* 2. What is your age?**

Most participants (60%) were between the ages of 35 and 64.

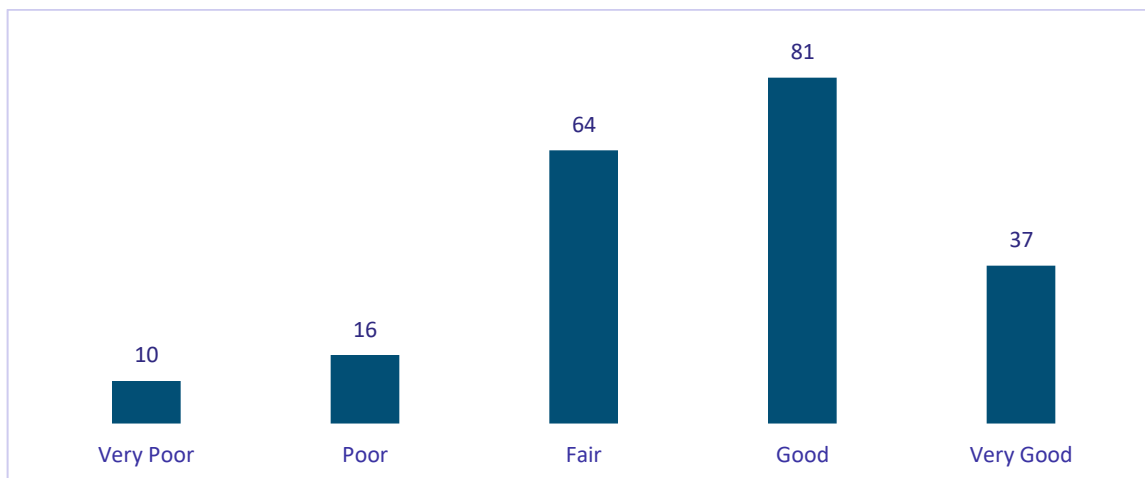


**3. What are the top three health needs/concerns of young people living in our community?**

This question was only asked of participants who reported being under the age of 18. Due to the low number of responses for this age category, data are reported only in aggregate for the entire county and not reported by North Barber, South Barber, or by individual zip code.

**4. In your opinion, how would you rate the overall quality of healthcare delivery in our community?**

57% of respondents rated the overall quality of healthcare delivery as “good” or “very good.”



**5. What are our local healthcare providers and agencies currently doing very well to deliver quality healthcare services to our community? Please be specific.**

According to participants, healthcare providers and agencies are doing very well in the following key areas: accessibility/availability, services provided, and their knowledgeable and caring staff. The bullet points listed below include comments that are illustrative of that category of responses.

**13. Accessibility/Availability (n=37)**

- “It is usually easy to get into an appointment.”
- “Always being available!”

**14. Services (n=29)**

- “Great services from the Health Department and local hospital. Emergency care very good as well.”
- “Keeping us informed and providing the services we need.”

**15. Knowledgeable/Caring Staff (n=25)**

- “They are well trained, are caring and passionate about helping others.”
- “I am impressed with the nursing and CNA staff. They are caring and very helpful.”

**6. What are our local healthcare providers and agencies currently doing that needs to be improved and/or changed in our community? Please be specific.**

According to participants, healthcare providers and agencies could improve and/or make changes in the following key areas: medical staff numbers, communication with the public, and available hours. The bullet points listed below include comments that are illustrative of that category of responses.

13. Increase Medical Staff (n=27)

- “We need a doctor. One who understands and appreciates a small town and is invested in the community.”
- “We still need full-time doctor(s) to raise the level of professionalism.”

14. Communication (n=13)

- “Better communication with our community during this pandemic.”
- “Communication/Follow up is lacking.”

15. Availability (n=7)

- “Better clinic hours. Open earlier on some days and open longer on some days along with Friday afternoon and Saturday morning hours.”
- “Have clinic open five days a week.”

**7. Which of the health needs listed below, if any, are an ongoing problem in our community?**

The top three health needs participants reported are an ongoing problem included: child care options, drug abuse, and assisted living. For each health need, participants could select 1=never a problem, 2=not a problem anymore, 3=somewhat of a problem, or 4=major problem. Each average is listed next to the corresponding item (with higher responses indicating issues that are more problematic). *A full list of health needs for this question is listed below #8.*

Top Items	Average
13. Child Care Options	3.61
14. Drug Abuse	3.50
15. Assisted Living	3.36

**\* 8. Which health needs listed below are most pressing today for improvement in our community? Please select your top three needs.**

The top three most pressing health needs reported by participants included: child care options, drug abuse, and assisted living. A full list of health needs is below.

16. Child Care Options	n = 97
17. Drug Abuse	n = 71
18. Assisted Living	n = 65

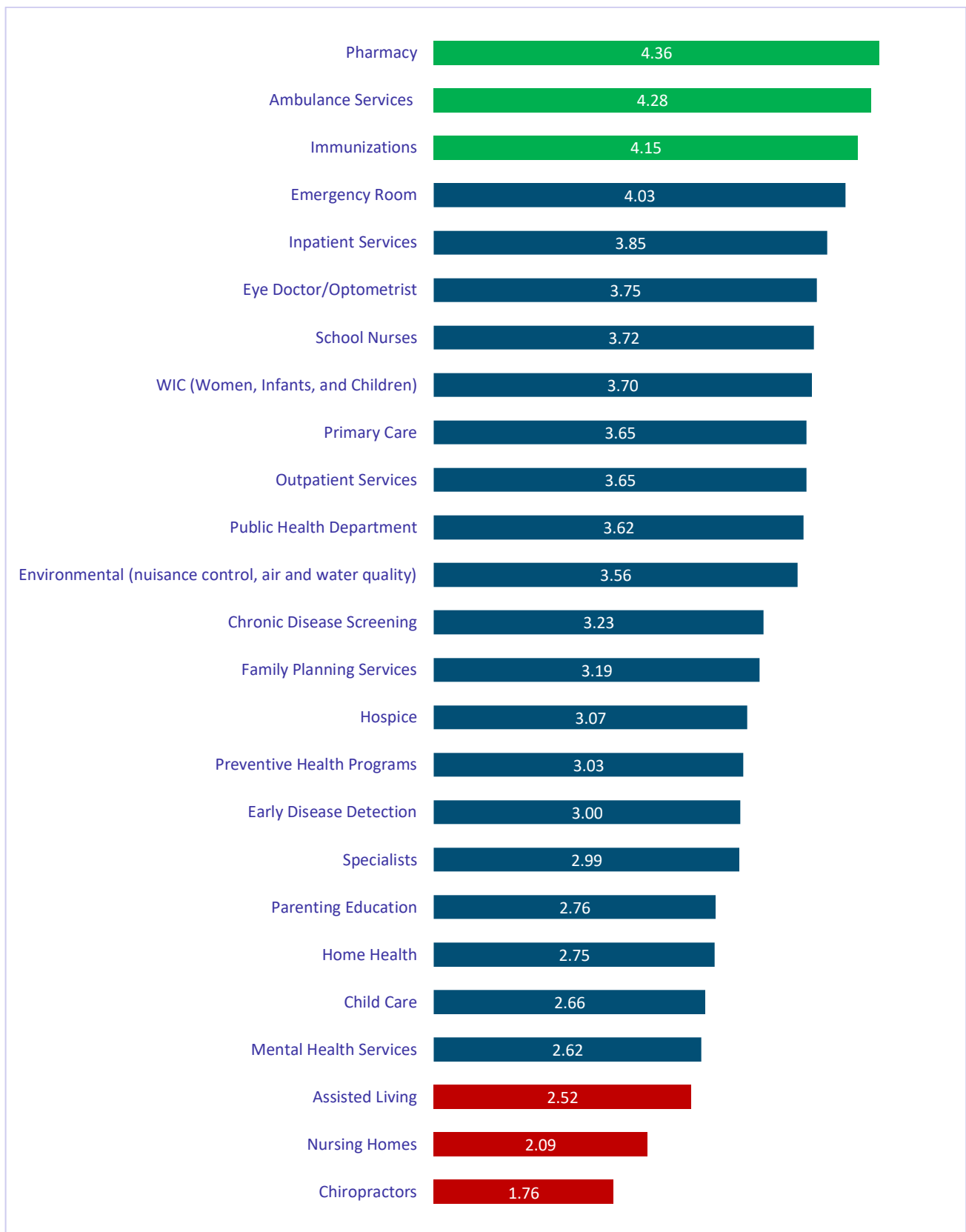
---

*Full list of options for #7 and #8:*

- Affordable Insurance Options
- Affordable Pharmaceuticals
- Alcohol Abuse
- Assisted Living
- Child Care Options
- Chronic Pain Management
- Drug Abuse
- Food Insecurity
- Healthcare Transportation
- Home Health Services
- Immunizations for Children
- Mental Health (Access, Diagnosis, Placement)
- Obesity (Nutrition, Fitness)
- Tobacco
- Unsafe Homes
- Other (please describe)

## **9. How would you rate each of the following services?**

Pharmacy, ambulance services, and immunizations were the top rated services, while assisted living, nursing homes, and chiropractor services received the lowest ratings. For each service, participants could select N/A=not available, 1=very poor, 2=poor, 3=fair, 4=good, or 5=very good. The full list of rated services is on the next page.



---

**10. During the past two years, did you or someone you know receive healthcare services outside of our county?**

Most respondents (87%) indicated they or some they knew had received healthcare services outside Barber County in the past two years.



**11. If Yes, please specify the healthcare services received outside of the county:**

The top healthcare services people reported receiving outside the county are as follows:

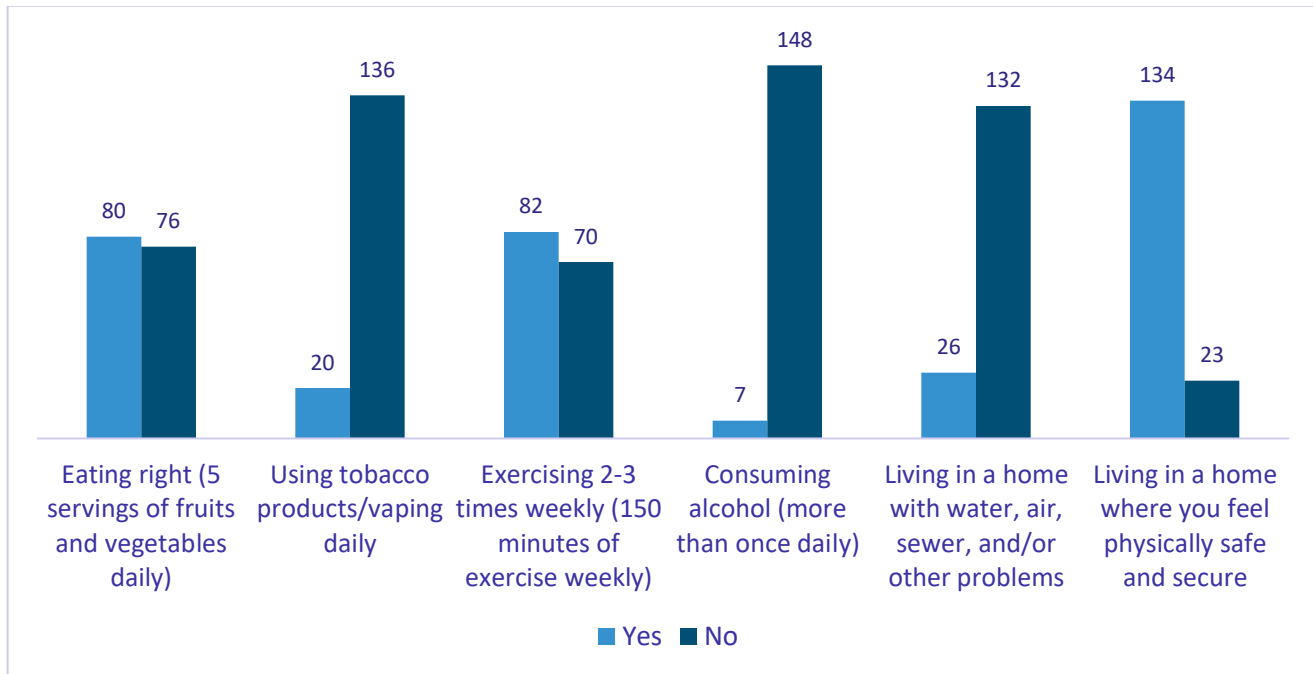
1. Primary care	n=30
2. Surgical services	n=26
3. Dental care	n=25

**12. What additional health needs listed below, if any, need to be discussed in detail at our upcoming CHNA Town Hall meeting?**

Participants indicated they would like to discuss drugs/substance abuse, COVID-19, and assisted living in greater detail.

12. Drugs/Substance Abuse	n = 79
13. COVID-19	n = 78
14. Assisted Living	n = 77

### 13. Regarding your personal health practices, are you:



### 14. COVID-19 has had an impact on individuals and communities across the state this year. What are the biggest needs you see in your community related to COVID-19 and/or happening as a result of COVID-19? (N=104)

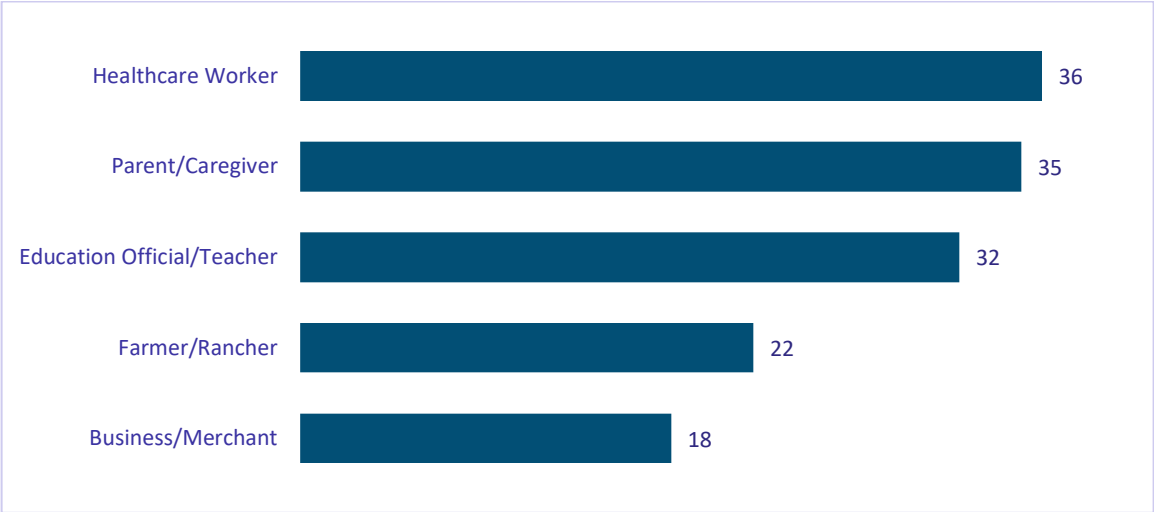
The top concerns regarding COVID-19 were related to masks and personal protective equipment (PPE), educating the public on the virus, and school closures and online learning. The bullet points listed below include comments that are illustrative of that category of responses.

1. Masks and PPE (27 responses)
  - “Mandated mask wearing is not followed by most of the public.”
  - “Lack of community mask wearing and social distancing.”
2. Educating the public (16 responses, tied)
  - “Education on ways to halt the increasing COVID cases.”
  - “Education on properly wearing masks and proper hand hygiene.”
2. Schools (16 responses, tied)
  - “School and related activities not being able to continue.”
  - “The education for our youth is suffering with online learning.”



**15. For reporting purposes, are you involved in or are you a...? Please select all that apply.**

These are the top groups represented in this survey.



---

# **Survey Data for Sharon 67138**

---

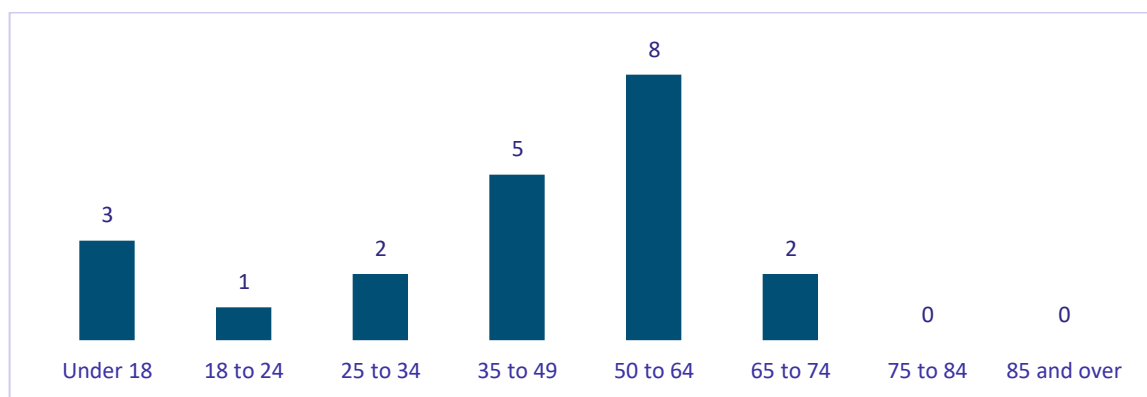
---

**\* 1. What is your home zip code?**

21 participants reported living in zip code 67138.

**\* 2. What is your age?**

Most participants (62%) were between the ages of 35 and 64.

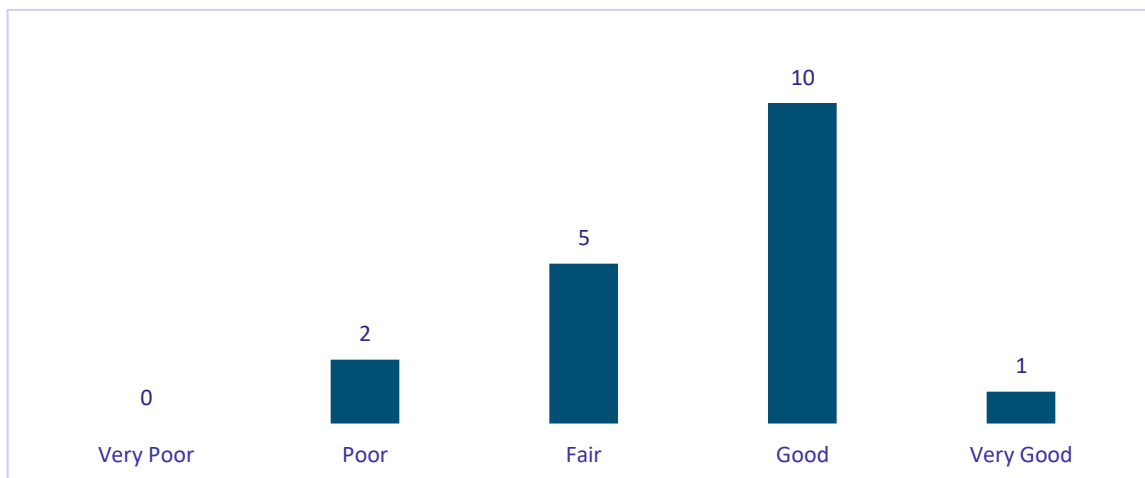


**3. What are the top three health needs/concerns of young people living in our community?**

This question was only asked of participants who reported being under the age of 18. Due to the low number of responses for this age category, data are reported only in aggregate for the entire county and not reported by North Barber, South Barber, or by individual zip code.

**4. In your opinion, how would you rate the overall quality of healthcare delivery in our community?**

61% of respondents rated the overall quality of healthcare delivery as “good” or “very good.”



**5. What are our local healthcare providers and agencies currently doing very well to deliver quality healthcare services to our community? Please be specific.**

According to participants, healthcare providers and agencies are doing very well in the following key areas: accessibility/availability, communication, and knowledgeable and caring staff. The bullet points listed below include comments that are illustrative of that category of responses.

**16. Accessibility/Availability (n=5)**

- “So far if I need to see my doctor I can get in pretty quickly. The nurses are very knowledgeable and friendly.”
- “Consistent hours and spreading needed information.”

**17. Communication (n=3)**

- “Keeping updated numbers and information available.”
- “Keeping information updated and easy to find.”

**18. Knowledgeable/Caring Staff (n=3)**

- “Healthcare providers in this area are very caring and responsive.”
- “We have been able to visit doctors in a timely manner and they have always been friendly and very helpful.”

**6. What are our local healthcare providers and agencies currently doing that needs to be improved and/or changed in our community? Please be specific.**

Due to the low number of responses to this question (n=9, including 4 responses that indicated nothing needs to be improved/changed), data are not reported by zip code.

---

**7. Which of the health needs listed below, if any, are an ongoing problem in our community?**

The top three health needs participants reported are an ongoing problem included: child care options, drug abuse, and assisted living. For each health need, participants could select 1=never a problem, 2=not a problem anymore, 3=somewhat of a problem, or 4=major problem. Each average is listed next to the corresponding item (with higher responses indicating issues that are more problematic). *A full list of health needs for this question is listed below #8.*

Top Items	Average
16. Child Care Options	3.58
17. Drug Abuse	3.23
18. Assisted Living	3.06

**\* 8. Which health needs listed below are most pressing today for improvement in our community? Please select your top three needs.**

The top three most pressing health needs reported by participants included: child care options, affordable insurance options, drug abuse, and assisted living. A full list of health needs is below.

19. Child Care Options	n=11
20. Affordable Insurance Options	n=6
21. Drug Abuse (tied)	n=5
4. Assisted Living (tied)	n=5

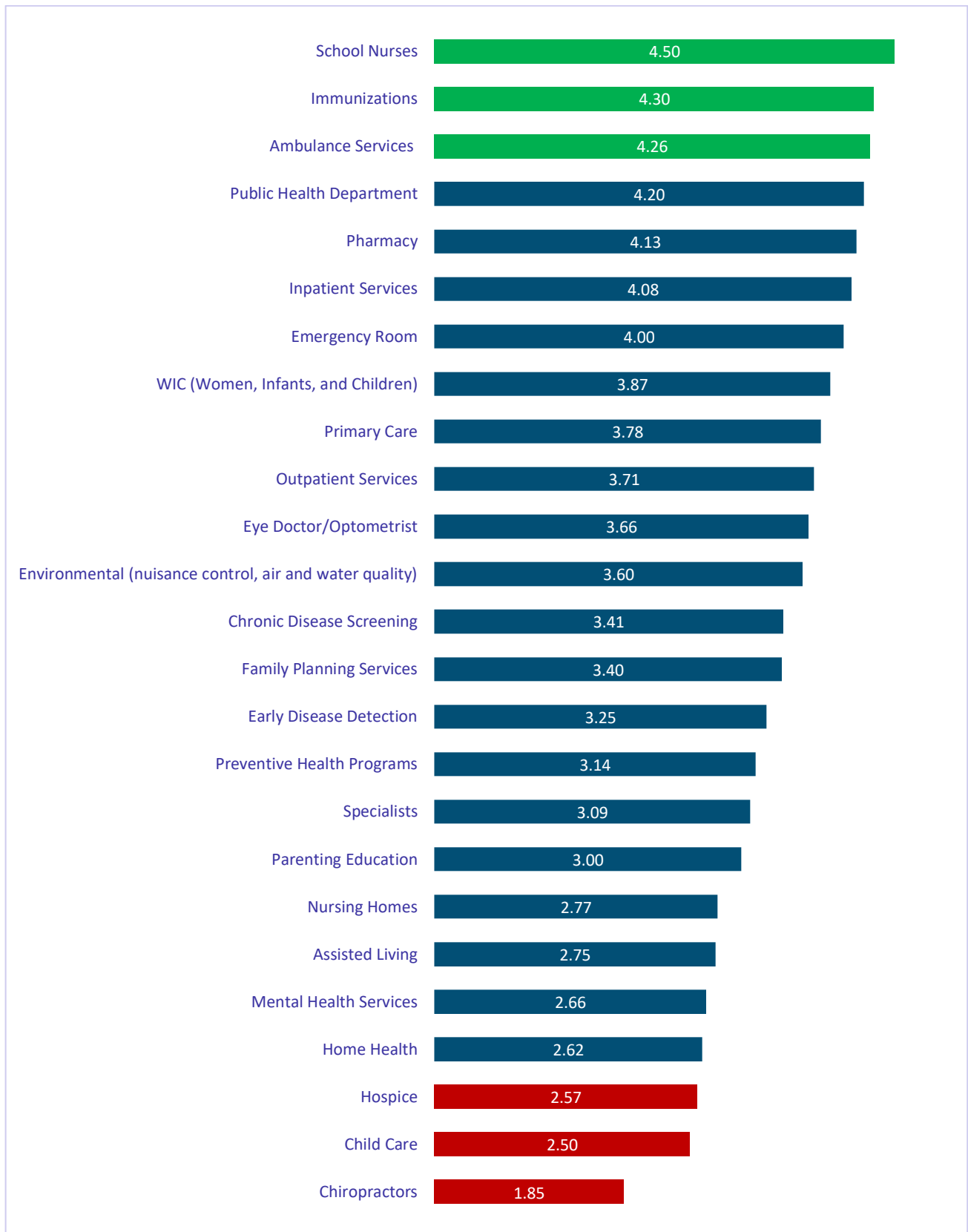
*Full list of options for #7 and #8:*

- Affordable Insurance Options
- Affordable Pharmaceuticals
- Alcohol Abuse
- Assisted Living
- Child Care Options
- Chronic Pain Management
- Drug Abuse
- Food Insecurity
- Healthcare Transportation
- Home Health Services
- Immunizations for Children

- 
- Mental Health (Access, Diagnosis, Placement)
  - Obesity (Nutrition, Fitness)
  - Tobacco
  - Unsafe Homes
  - Other (please describe)

## **9. How would you rate each of the following services?**

School nurses, immunizations, and ambulance services were the top rated services, while hospice, child care, and chiropractor services received the lowest ratings. For each service, participants could select N/A=not available, 1=very poor, 2=poor, 3=fair, 4=good, or 5=very good. The full list of rated services is on the next page.



---

**10. During the past two years, did you or someone you know receive healthcare services outside of our county?**

Most respondents (81%) indicated they or some they knew had received healthcare services outside Barber County in the past two years.



**11. If Yes, please specify the healthcare services received outside of the county:**

The top healthcare services people reported receiving outside the county are as follows:

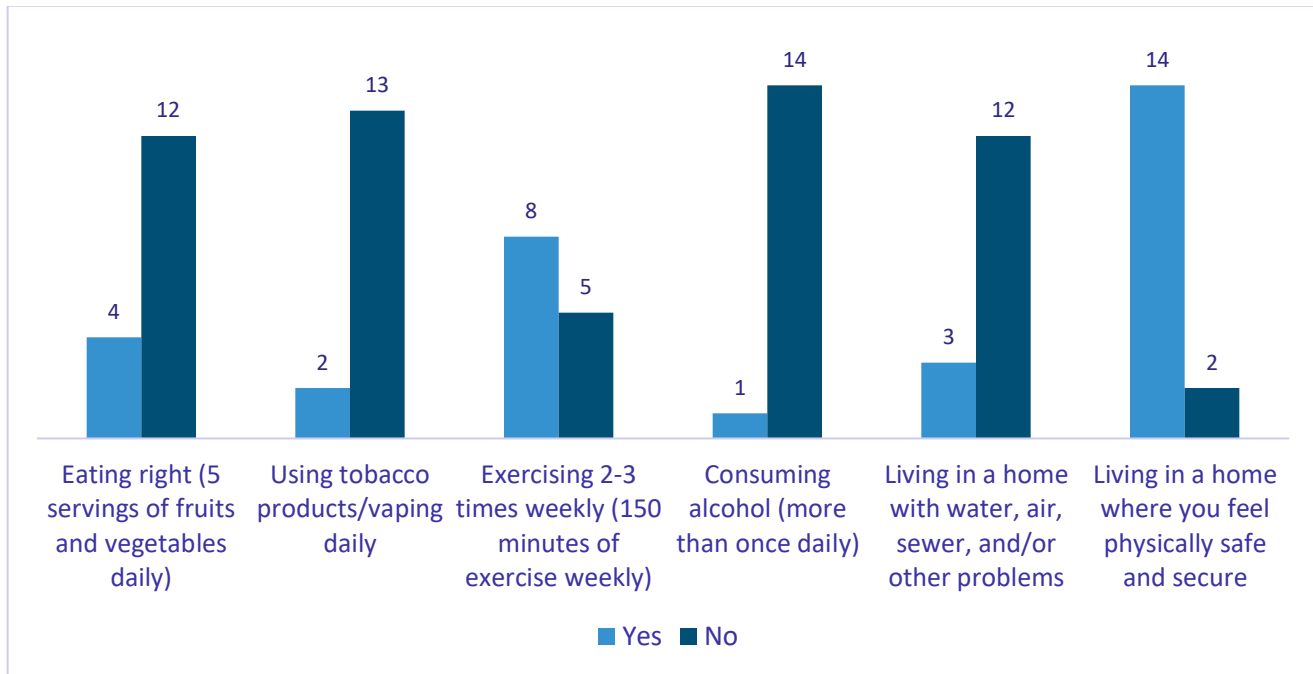
1. Primary care (tied)	n=2
2. Surgical services (tied)	n=2
3. Specialist (tied)	n=2
4. OBGYN services (tied)	n=2

**12. What additional health needs listed below, if any, need to be discussed in detail at our upcoming CHNA Town Hall meeting?**

Participants indicated they would like to discuss drugs/substance abuse, COVID-19, and assisted living in greater detail.

15. Drugs/Substance Abuse (tied)	n=7
2. COVID-19 (tied)	n=7
3. Assisted Living (tied)	n=7

### 13. Regarding your personal health practices, are you:



### 14. COVID-19 has had an impact on individuals and communities across the state this year. What are the biggest needs you see in your community related to COVID-19 and/or happening as a result of COVID-19? (N=11)

The top concerns regarding COVID-19 were related to masks and personal protective equipment (PPE), educating the public on the virus, and school closures and online learning. The bullet points listed below include comments that are illustrative of that category of responses.

1. Masks and PPE (4 responses)
  - “Use of masks.”
  - “More PPE.”
2. Educating the public (2 responses)
  - “Education.”
  - “Awareness, education.”
3. Schools (2 responses)
  - “The closure of schools.”
  - “We need students back in the classroom. Online learning is not working well for all students.”

**15. For reporting purposes, are you involved in or are you a...? Please select all that apply.**

These are the top groups represented in this survey.

